

★ LAS VEGAS ★

# regoUniversity

2025

Sponsored by  
**ValueOps™**  
by Broadcom

**Clarity™**  
by Broadcom

**Rally®**  
by Broadcom

**ConnectALL**  
by Broadcom

**Insights**  
by Broadcom

# Agile Integrations Considerations for Hybrid Ecosystems

Your Guides:  
Eric Myers and Ben Raper

Gold Sponsor  
**aws**



# Part I: Introduction

Are you struggling with implementing Agile tools in addition to Clarity?

This class will review best practices for implementing agile tools in conjunction with Clarity - living in a Bi-Modal world. We will discuss how Clarity can be used to govern both types of work and teams and how Agile tools should interface into Clarity.

# Introductions

- Take 5 Minutes
- Turn to a Person Near You
- Introduce Yourself



# Agenda

---

- An Agile Revolution and Evolution
- Integrations
- Consolidations
- Transformation
- Personas
- Connectors

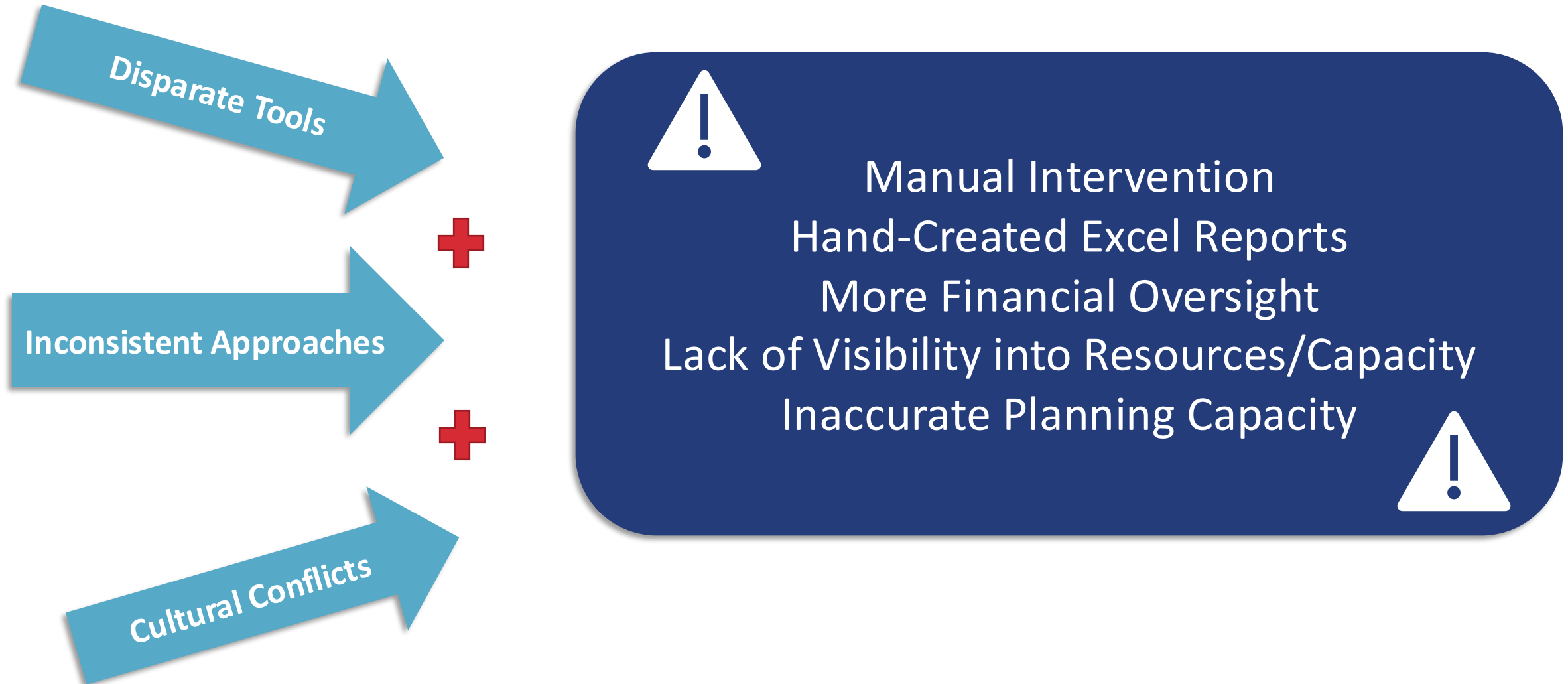
# An Agile Revolution and Evolution

- ✓ Agile Development approaches were introduced more than 20 years ago!
- ✓ As it has been adopted and used, Agile has also evolved and/or mutated in organizations to better fit and align to the needs of the organization.





# Agile Doesn't Always Mean Organizational Agility



# General Reasons for Connecting Your PPM and Agile Tools



## Right Tool, Right Granularity

- Tools have a core “purpose and granularity” use the right ones, for the right use cases.



## Reporting/Transparency

Decision-makers want a “one-stop-shop” for monitoring investments



## Financial

Provide Clarity with Time Tracking information from Agile tools



## Time Tracking

Avoid duplicate time-entry



## Resource Management

Generate an understanding of how people are utilized



## Agnostic Work Management

Gain insight and consistency no matter what delivery methods are used

# But One Size Does NOT Fit All


Here at Rego, we meet you where you are on your Journey. If you are looking for simple tool integration or more organizational transformation, we are here to help.







# Three General Approaches



**INTEGRATE**




**CONSOLIDATE**



**TRANSFORM**

# Integration Approach

Rego's Most Basic Approach – All about System-to-System Integration



## INTEGRATE

- **Is a GOOD fit, if you:**

- Have mature tools and processes
- Have come to agreements with Finance on needs and expectations
- Need tool to tool integration (Clarity to your Agile tool) for information and updates

- **Is not for organizations who need:**

- More consolidated data and reports
- Need coaching or organizational change help
- Need to normalize data across lots of Agile and PPM tools



# Consolidation Approach

Rego's Intermediary Solution: Besides integration, we help with data consolidation and normalization



## CONSOLIDATE

- **Is a GOOD fit, if you:**

- Are maturing your methodologies
- Have come to some agreements with Finance on needs and expectations
- Need tool to tool integration (Clarity to your Agile tool) for information and updates
- Want to normalize data and remove manual intervention between systems

- **Is not for organizations who need:**

- Transformational help
- Need coaching or organizational change help
- Just want tool to tool integration

# Transformation Approach

Rego's Most Advanced Approach, we help you transform your development




- **Is a GOOD fit, if you:**

- Have Leadership buy in
- Have commitment from Finance
- Want transformational coaching
- Want help with reporting and consolidated outputs

- **Is not for organizations who:**

- Want tool to tool basic integration
- Still need Finance to buy in or Leadership support
- Don't want to change approaches

# Three General Approaches



## INTEGRATE

Agile and PPM Tools  
Targeted Focus



## CONSOLIDATE

Agile and PPM Tools +  
Data/Content Normalization



## TRANSFORM

Agile and PPM Tools +  
Data/Content Normalization +  
Coaching and Transformation



# Develop Your Plan!!!







# Understand Your Problem, Then Integrate

Successful  
Integration can only  
occur once you  
understand what  
you're integrating



# Understand Your Data

-  Develop a Data Dictionary for each Tool
-  Identify every Entity and Field, Type, and Values
-  Identify actual usage and quality of data for each
-  Map your Data between tools and validate if it makes sense to include in an Integration



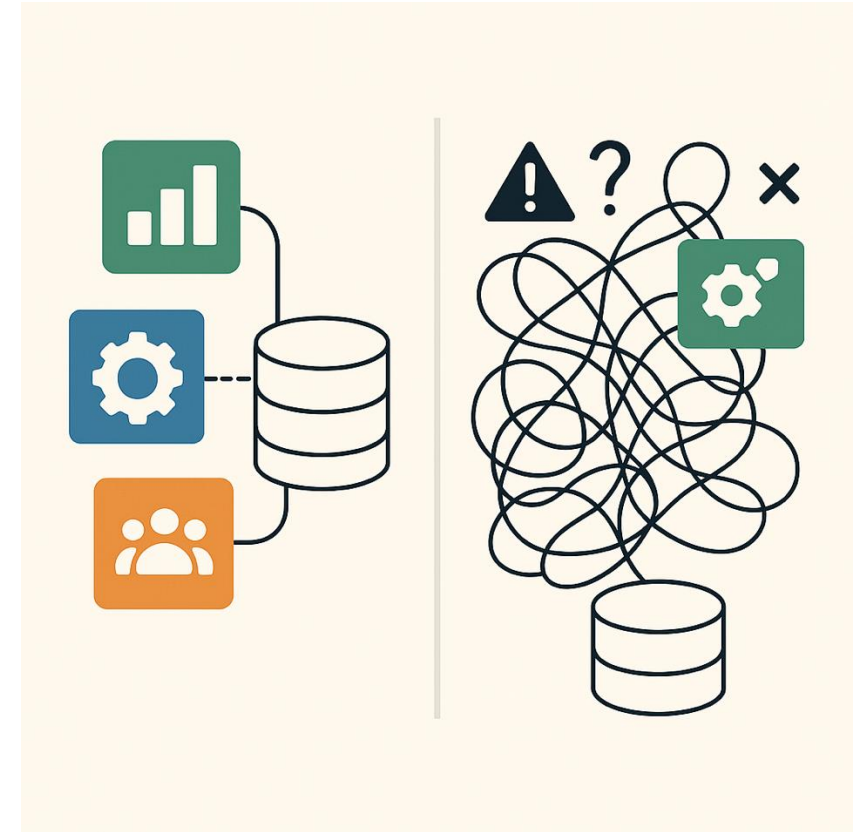


# Clean Up Your House Before You Put More in It



# Establish Governance Protocols

- ❓ Questions to consider:
  - Do we really need that new field?
  - What problem or need is trying to be solved?
- ⚙️ Establish new data request intake and approval processes
- ⚙️ Develop a cadence to review requests



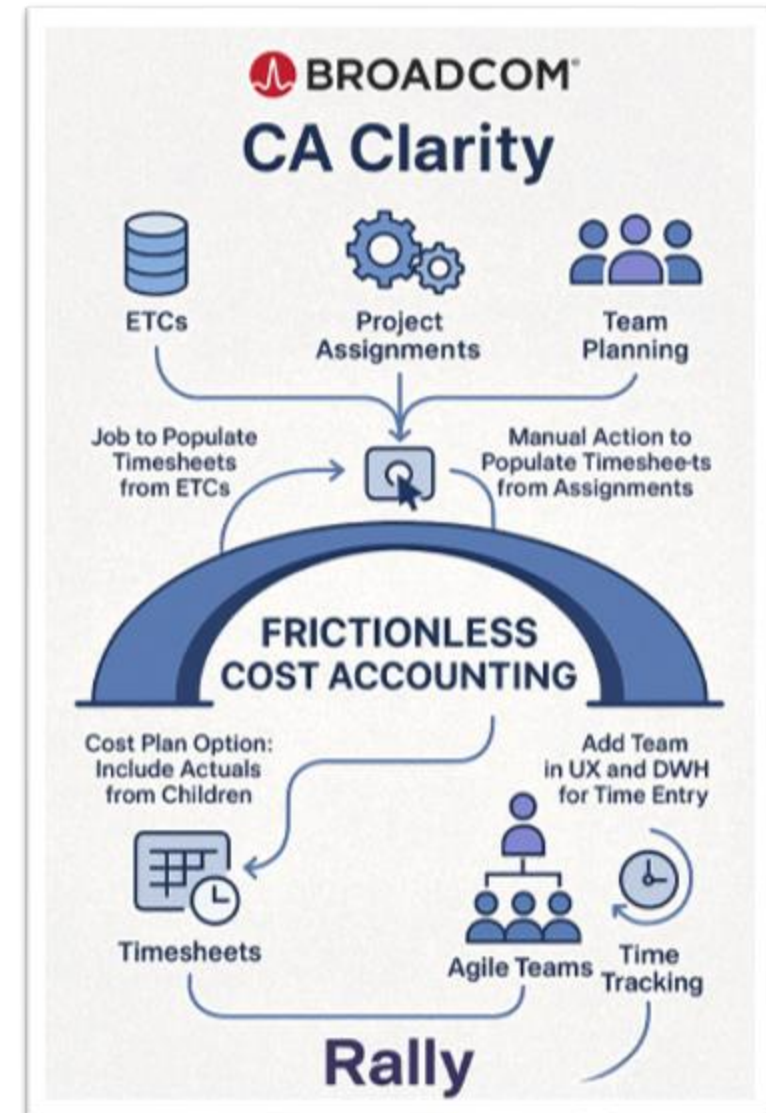


# Frictionless Time Tracking



# Frictionless Cost Accounting

- ⚙️ Job to Populate Timesheets from ETCs
- ⚙️ Manual Action to Populate Timesheets from Assignments
- ⚙️ Add Team in UX and DWH for Time Entry
- ⚙️ Cost Plan Option to “Include Actuals from Children”



# Frictionless Time: Automation for Timesheets and Costs

## Inputs: Work & People Defined



Work & Capacity Set

**Clarity:** Defines Team Allocations & Available Hours.

**Rally:** Tracks Project Work (Features/Stories) with Estimates & Financial Categories.

**ServiceNow:** Sends data to Rally on impactful tickets.

## Automation: Connecting the Dots



Intelligent Calculation

"Frictionless Cost Accounting" (FCA) uses Rally work data.

Combines with Clarity allocations.

Automatically distributes *actual hours* to work categories.

## Outputs: Automated Results



Effortless Timesheets & Costs

Clarity Timesheets are auto-populated.

Labor Costs are accurately calculated.

## Clear Financial Insights

Actionable Insights

Clear view of actual costs vs. plans.

Effort breakdown by work type (e.g., New Features vs. Tech Debt).

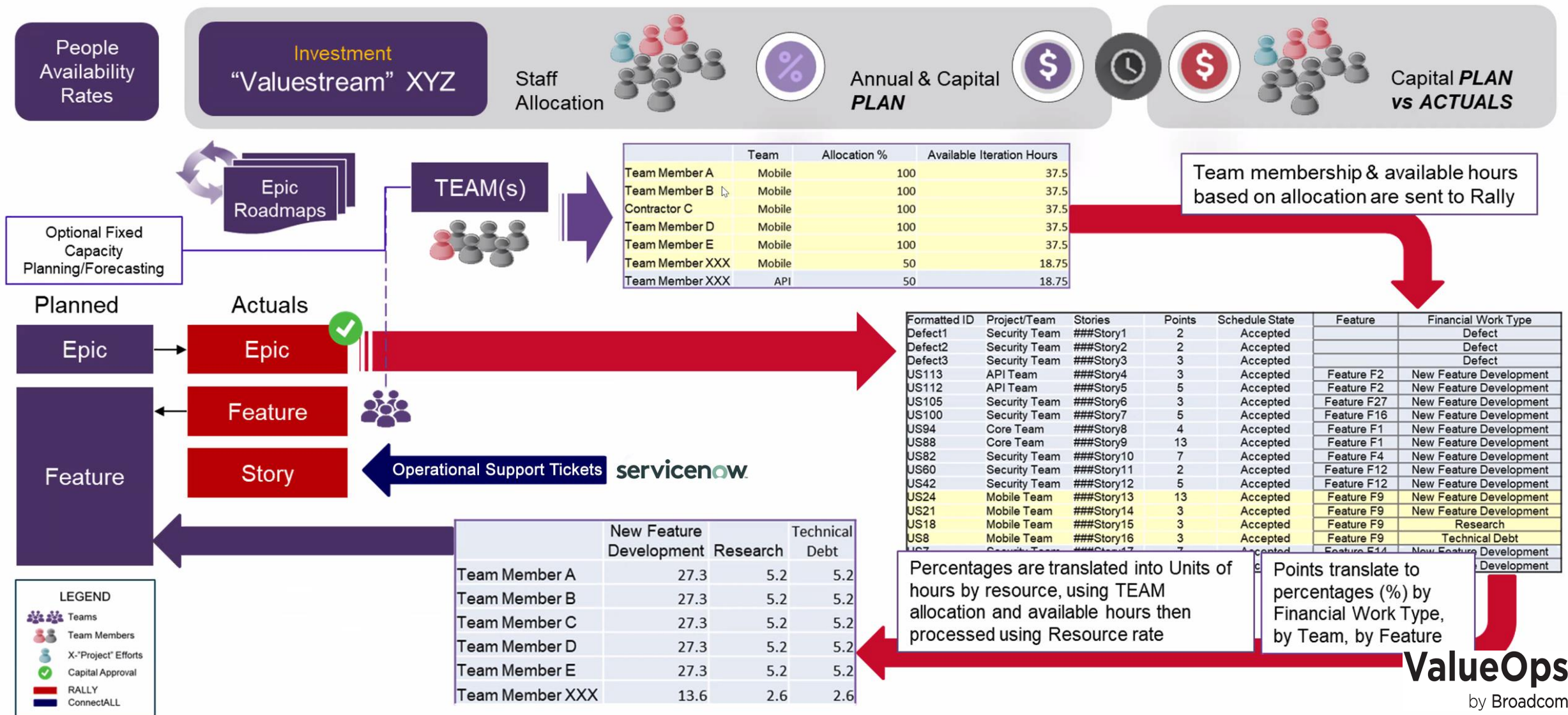
Reliable data for capitalization & financial reporting.



**Frictionless Time = Less Effort + Accurate Data = Better Financial Control & Insights.**

# Frictionless Time Delivery

23





# Touchless Time Tracking



One of our clients wanted a solution that created timesheets without their engineers having to fill out a timesheet

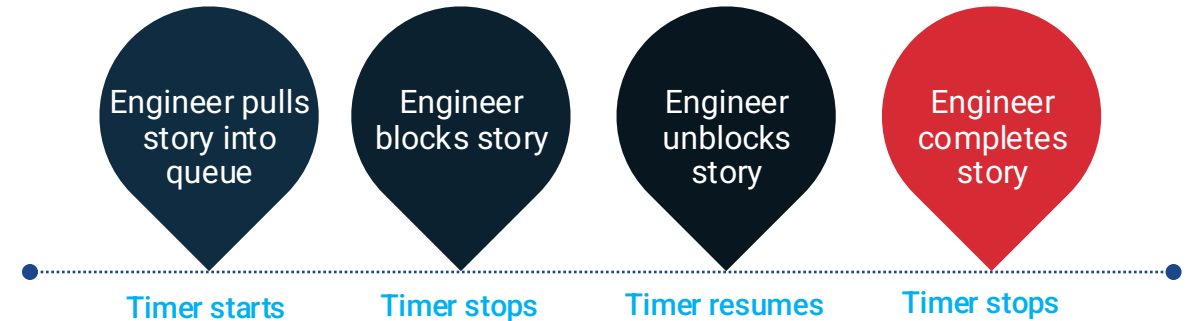


We built a solution that acts similarly to a stopwatch

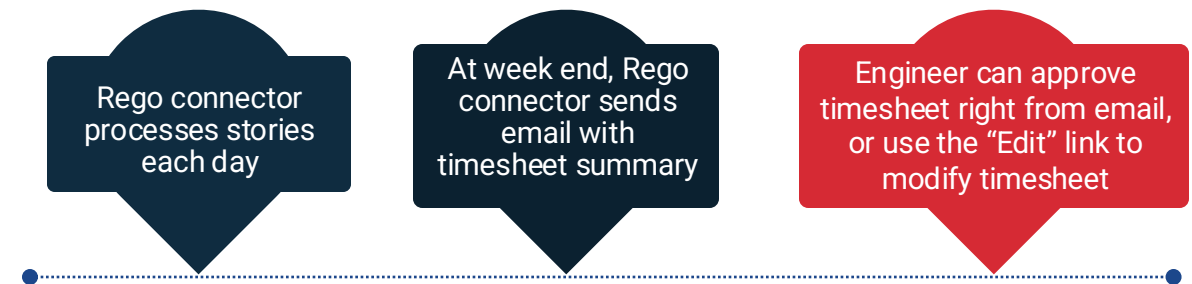


Any newly created JIRA Issues (associated with integrated Epic) OR updates to already imported JIRA Issues OR Time booked on JIRA Issues and sub-tasks is brought over to CA PPM by scheduled Jobs

## JIRA



## Clarity PPM



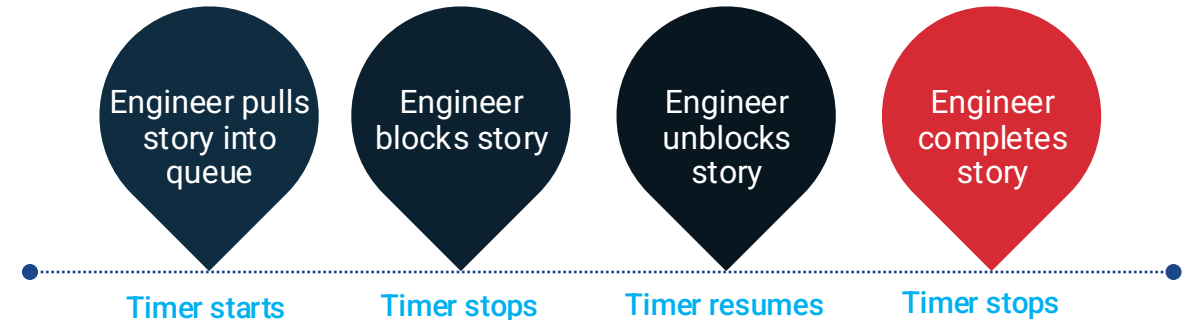


# Touchless Time Tracking

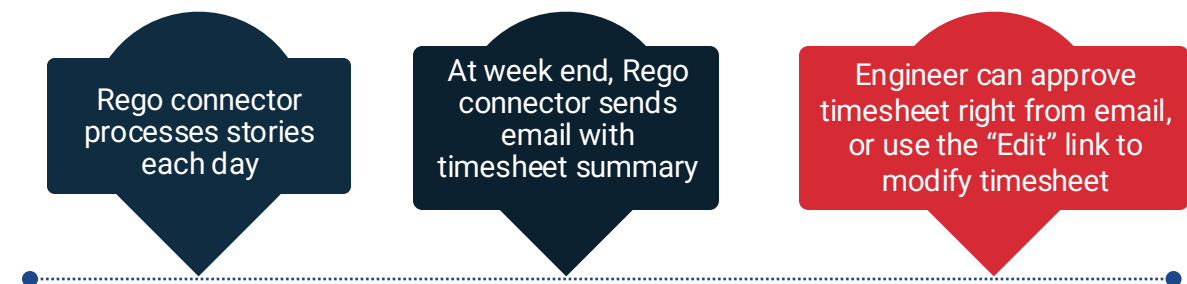
## Key Factors / Decisions

- Consider the same questions as on the previous slide.
- Is our status flow consistent in Jira?
- Do we have engineers (or others) working on both Jira AND Clarity projects? Can we assume that they are working an 8 hr workday?

### JIRA



### Clarity PPM






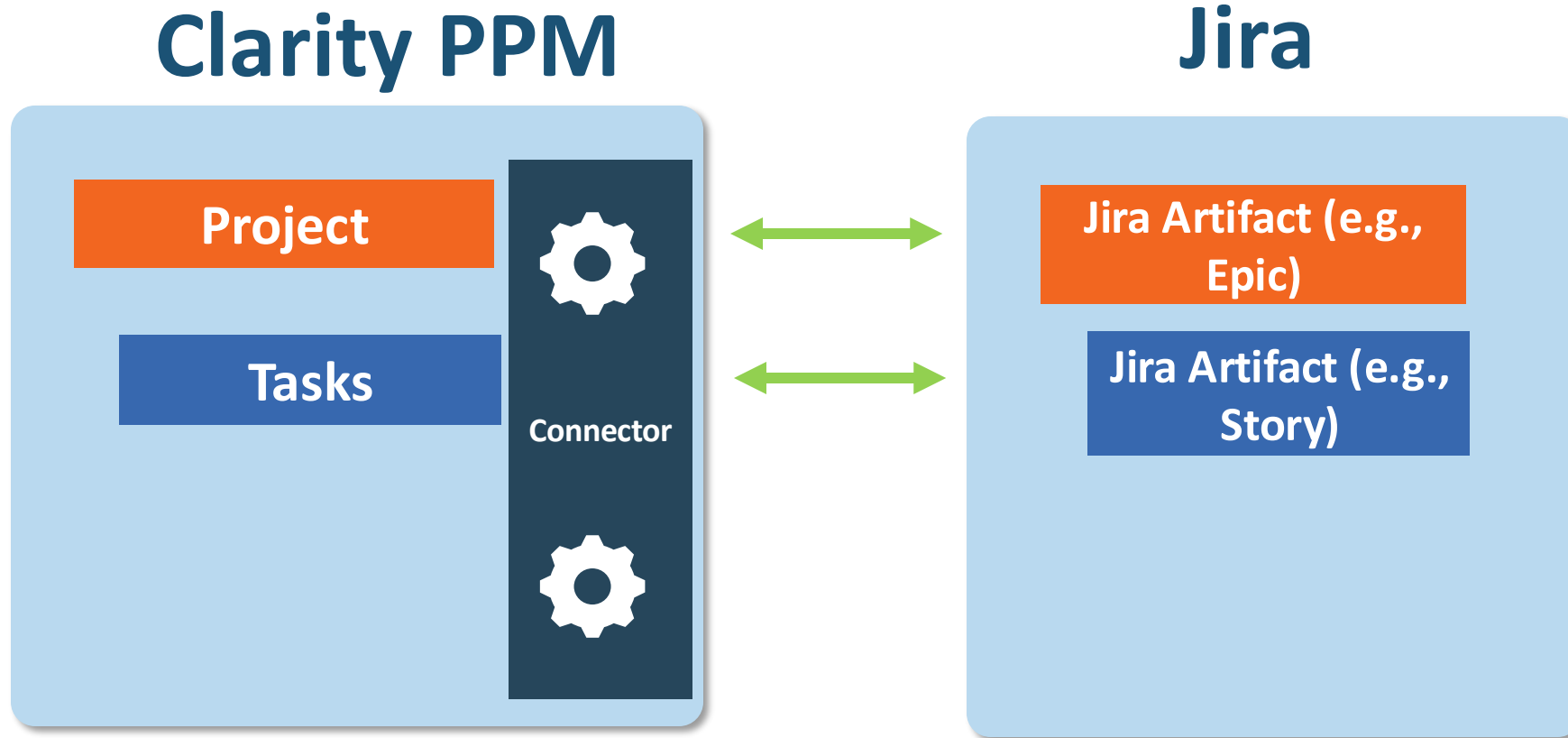


# JIRA INTEGRATION

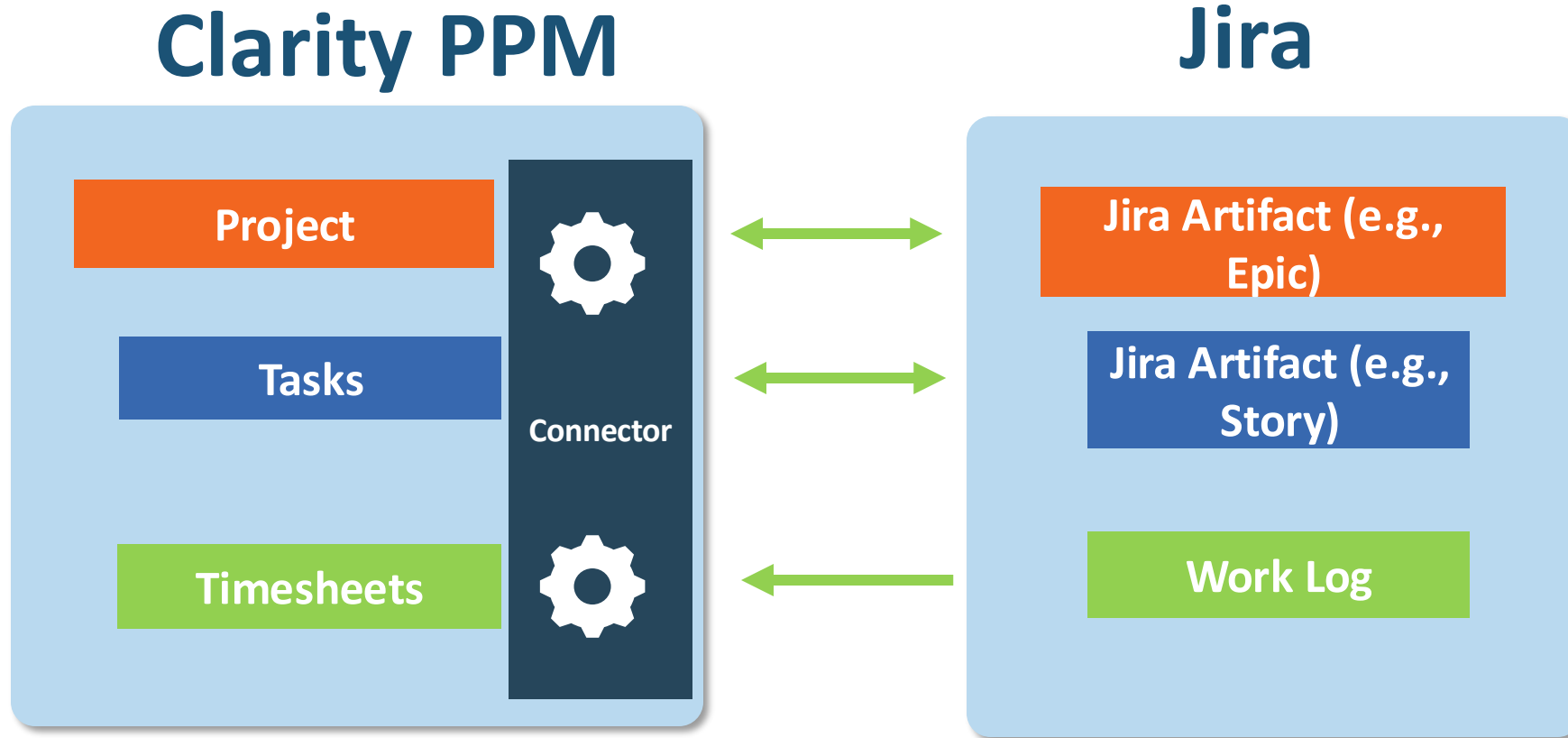




# Standard Approach – Standard integration of Jira and Clarity

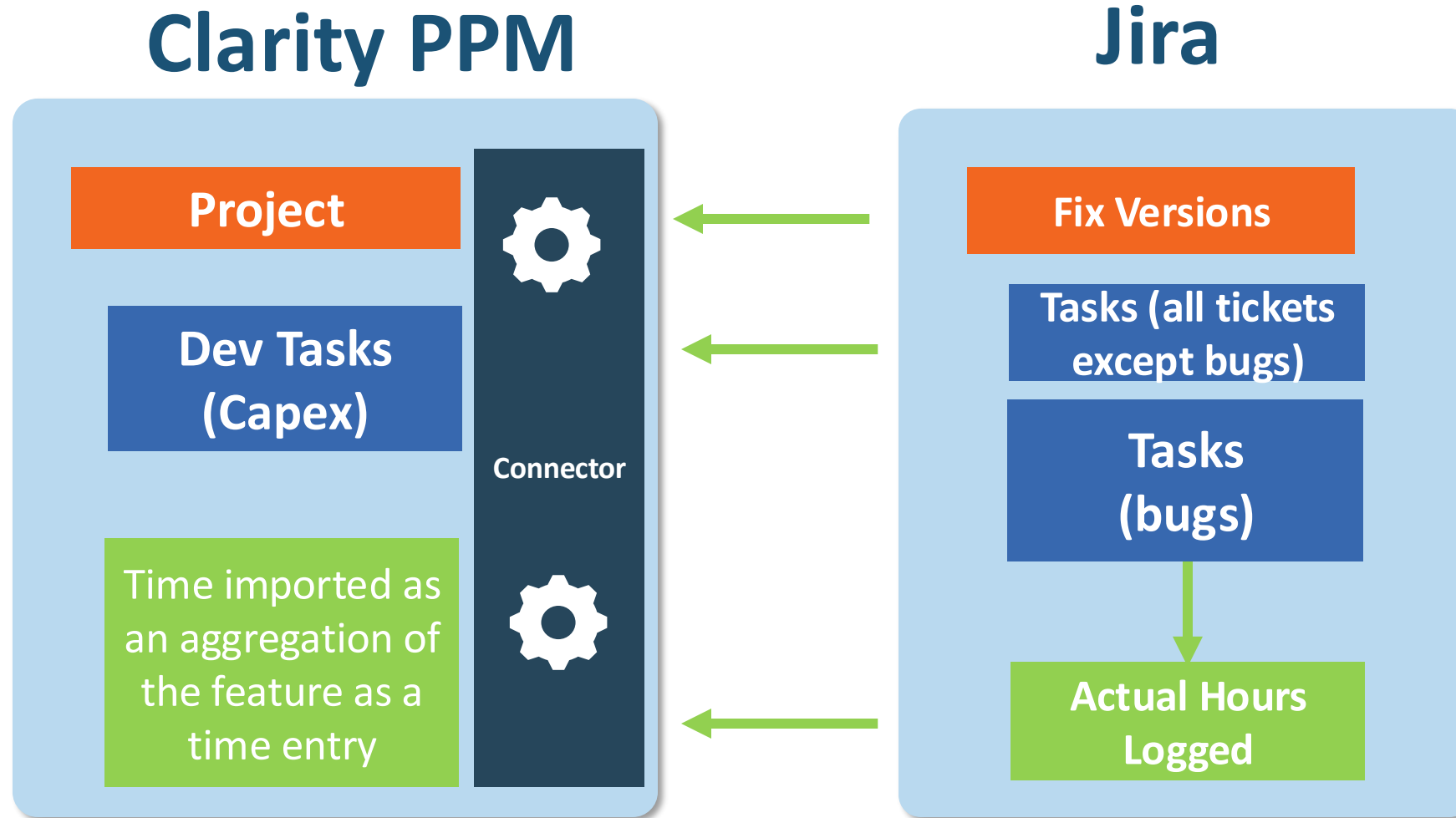


# Standard Approach – Standard Jira with Worklog





# Tailored Approach – Fix Versions (Customer Example)



# ValueOps ConnectALL






# Question: Are You Using ConnectAll? What Are Your Use Cases?

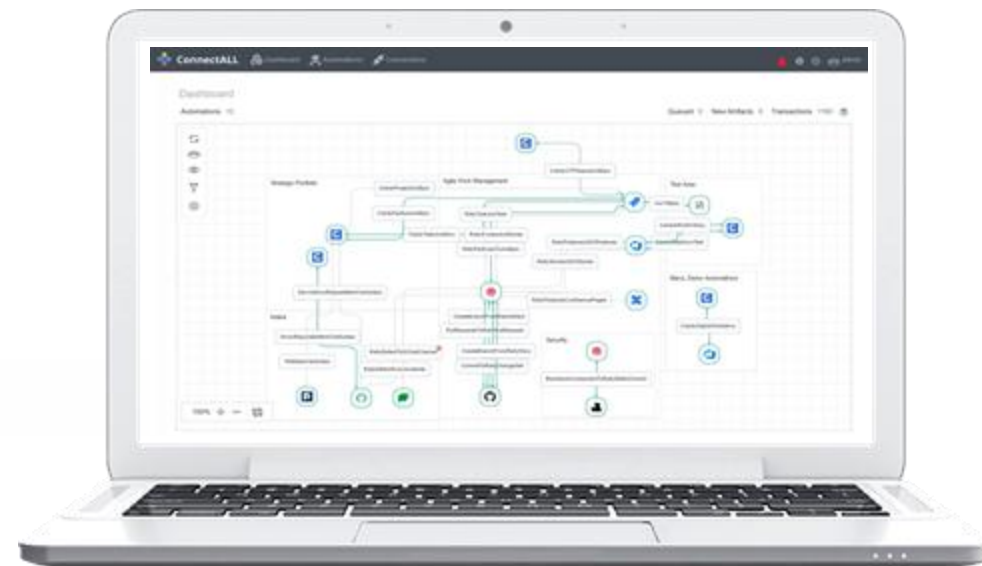
Let Rego be your guide.



# ValueOps ConnectALL

## Value Stream Automation

-  Automate the flow of information and activities across teams, organizations and tools
-  Eliminate non-value-added activities, remove bottlenecks, increase efficiencies
-  Integrate, interoperate, trigger, and monitor activities in the Value Stream

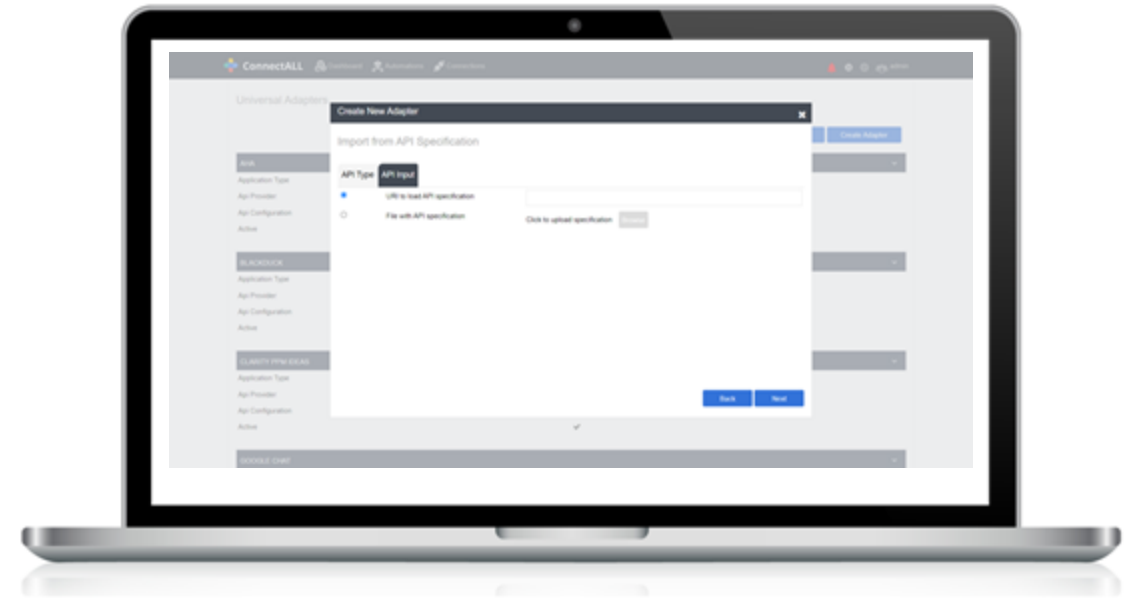


# Create Alignment



Align the efforts of everyone in the organization, by uniting the enterprise and identifying bottlenecks

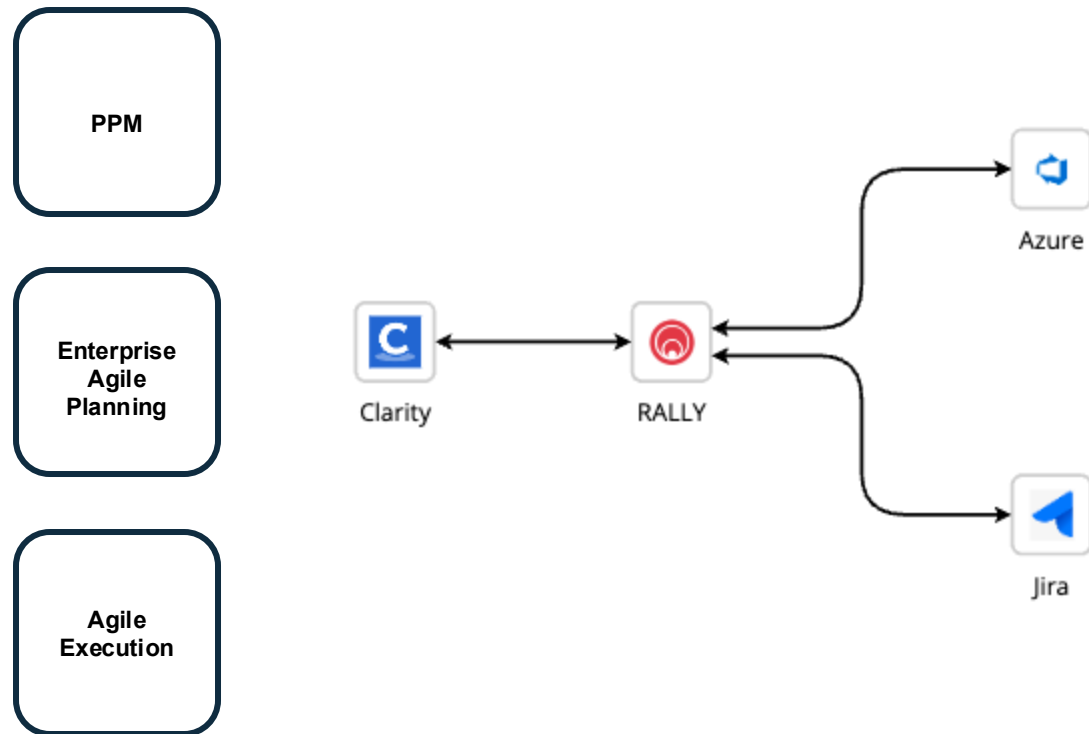
- Quickly connect any tool in the software delivery value stream
- Eliminate non-value-added activities
- Remove bottlenecks
- Sync records to and from any application with any database
- Eliminate waste by identifying duplicate solutions and work creation
- Automate the value stream and control the flow of information with out of the box data models for standardization of data



# How it Works: Alignment

Features to align business and delivery, reduce friction, and foster collaboration

**“We often have a breakdown in how our business strategy is translated into delivery plans, leading to overproduction.”**





# Automation at Every Step



ServiceNow

## Service Management

- Incidents
- Issues
- Requests



Clarity

## Portfolio Management

- Ideas
- Strategies
- Initiatives
- Roadmaps



Rally

## Requirements Management

- Initiatives
- Epics
- User Stories
- Tasks, Sub Tasks
- Defects
- Sprints



Microfocus ALM

## Test Management

- Defects
- Test Plans
- Test Scripts
- Tests
- Results



GitHub Jenkins Octopus

## Config, Build & Deploy Mgmt...

- Commits
- Pull Requests
- Builds (Jobs)
- Results
- Deployments

Request

Plan

Build

Test

Deploy

Usage

# Questions?







# Master Clarity with Rego University

Earn Certifications in  
Administration, Leadership,  
and Technical Proficiency

Let Rego be your guide.





# Elevate Your Professional Expertise with Rego University Certifications

Rego is excited to continue our **certification programs**, designed to enhance your expertise in Clarity administration, leadership, and technical skills. These certifications provide hands-on experience and knowledge to excel in your career.



## Certification Requirements:

✓ **Completion:** 12 units per certification track

✓ **Eligibility:** Open to all Rego University attendees



## Important Reminder:

To have your certification **credits tracked**, ensure you **complete the class surveys in the app** after each session. This step is critical for certification progress.

# Surveys

Please take a few moments to fill out the class survey.  
Your feedback is extremely important for future events.



# Thank You For Attending Rego University

## Instructions for PMI credits

- Access your account at [pmi.org](https://pmi.org)
- Click on **Certifications**
- Click on **Maintain My Certification**
- Click on **Visit CCR's** button under the **Report PDU's**
- Click on **Report PDU's**
- Click on **Course or Training**
- Class Provider = **Rego Consulting**
- Class Name = **regoUniversity**
- Course **Description**
- Date Started = **Today's Date**
- Date Completed = **Today's Date**
- Hours Completed = **1 PDU per hour of class time**
- Training classes = **Technical**
- Click on **I agree** and **Submit**



Let us know how we can improve!  
Don't forget to fill out the class survey.



### Phone

888.813.0444



### Email

[info@regoconsulting.com](mailto:info@regoconsulting.com)



### Website

[www.regouniversity.com](http://www.regouniversity.com)



# Continue to Get Resources and Stay Connected

- 1 Use [RegoXchange.com](https://RegoXchange.com) for instructions and how-tos.
- 2 Talk with your account managers and your Rego consultants.
- 3 Connect with each other and Clarity experts at [RegoGroups.com](https://RegoGroups.com).
- 4 Sign up for webinars and join in-person Rego groups near you through at [RegoConsulting.com](https://RegoConsulting.com)
- 5 Join us for the next [Rego University](#)!

