



regoUniversity

KANSAS CITY • 2024

Sponsored by

ValueOps
by Broadcom

Clarity
by Broadcom

Rally
by Broadcom

ConnectALL
by Broadcom

Insights
by Broadcom

The Future of ValueOps and AI

Your Guide:

Jean-Louis Vignaud, Head of Product | ValueOps® by Broadcom

Introduction



Jean-Louis Vignaud

Head of ValueOps Product

Vaia – The ValueOps AI Agent

Part I: Vision

Part II: Delivered Capabilities

Part I: The Vision for Vaia

How we designed the Ultimate AI for Value Stream Management



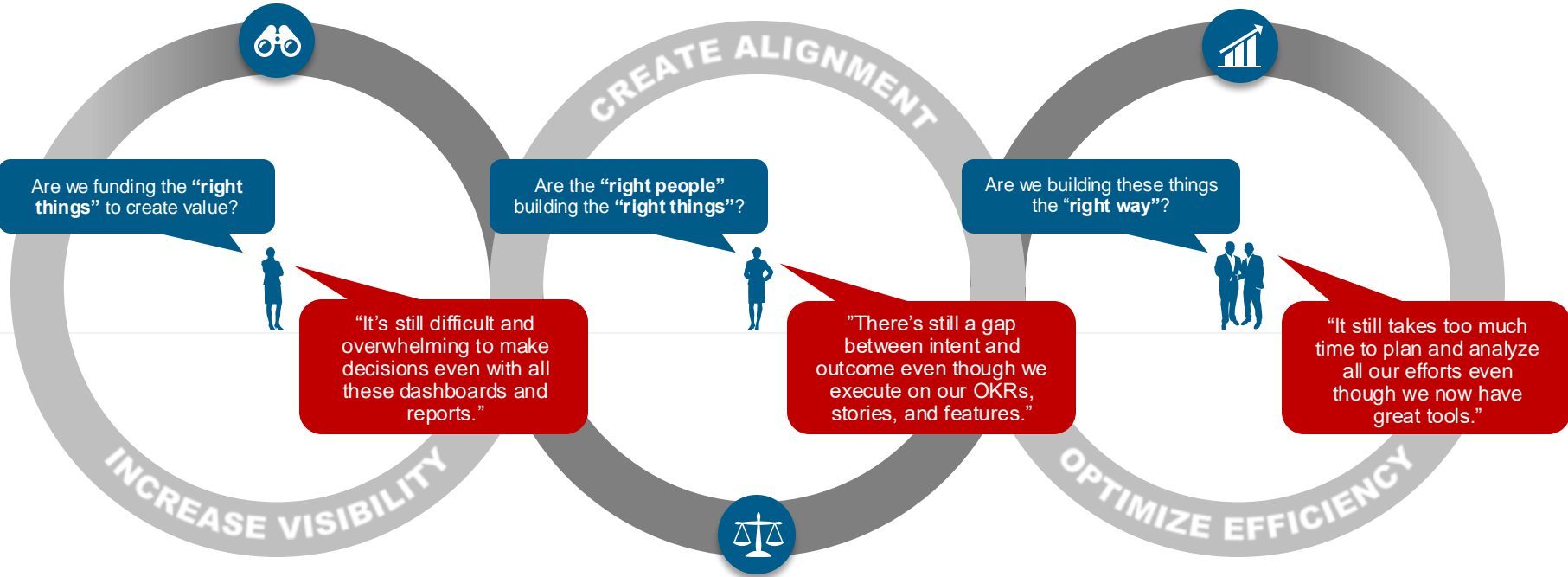
AI should **not** be just a bright shiny object.

We Try to Solve Specific Business Challenges



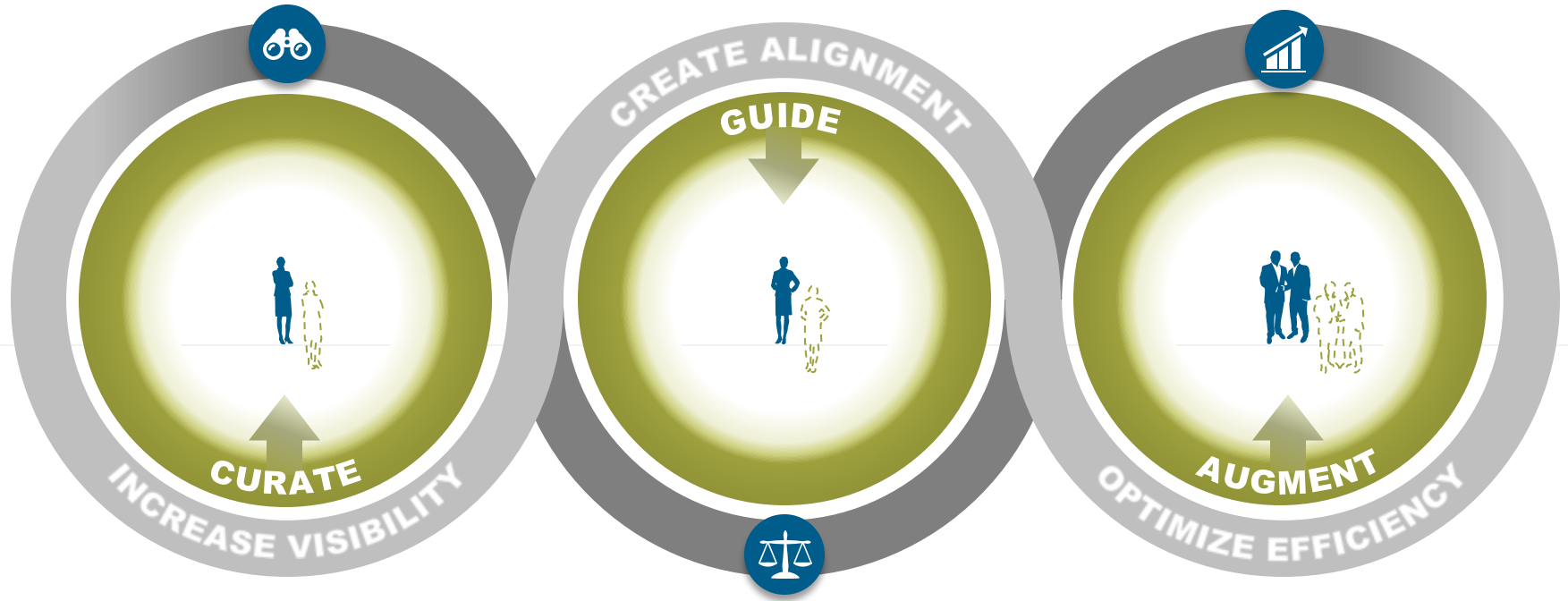
Dimensional Research, 2024 Value Stream Management Trends: A Global Survey of Executives and IT Leaders, January 2024

What Key Stakeholders Say...



■ Existing ValueOps Value Drivers

AI for VSM Should Focus on these Use Cases



- Existing ValueOps Value Drivers
- ValueOps AI Capabilities

Introducing Our New Capabilities

Vaia

The **ValueOps** artificial intelligence agent is the ultimate AI for Value Stream Management, built and trained to **curate visibility, guide alignment, and augment efficiency** across the enterprise.

How Vaia Benefits the Enterprise

BENEFITS

Curated Visibility



Vaia adds skilled data scientists to your team

From concise summaries to a detailed answer for a specific question, Vaia curates the universe of your business-specific data to deliver the exact insights you need to make better decisions.



Guided Alignment



Vaia provides instant Agile and VSM Expertise

Instantly write more accurate objectives, stories, and features, or let an expert system guide your investment ideas with generative AI specifically built to interpret and manage value stream data.



Augmented Efficiency



Vaia allows you to delegate and focus on what matters

Free yourself from complex, time-consuming VSM tasks such as assigning resources, predicting risks, or forecasting by augmenting your team with a smart, trained AI that does the job for you.



CAPABILITIES

Vaia

Common Data Model / Platform and Product-Specific AI/ML Capabilities

ValueOps
by Broadcom

Clarity
by Broadcom

Rally
by Broadcom

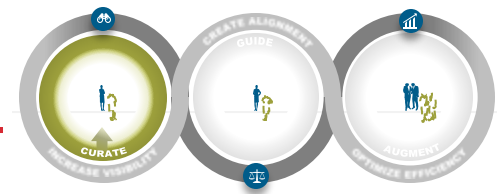
ConnectALL
by Broadcom

Insights
by Broadcom

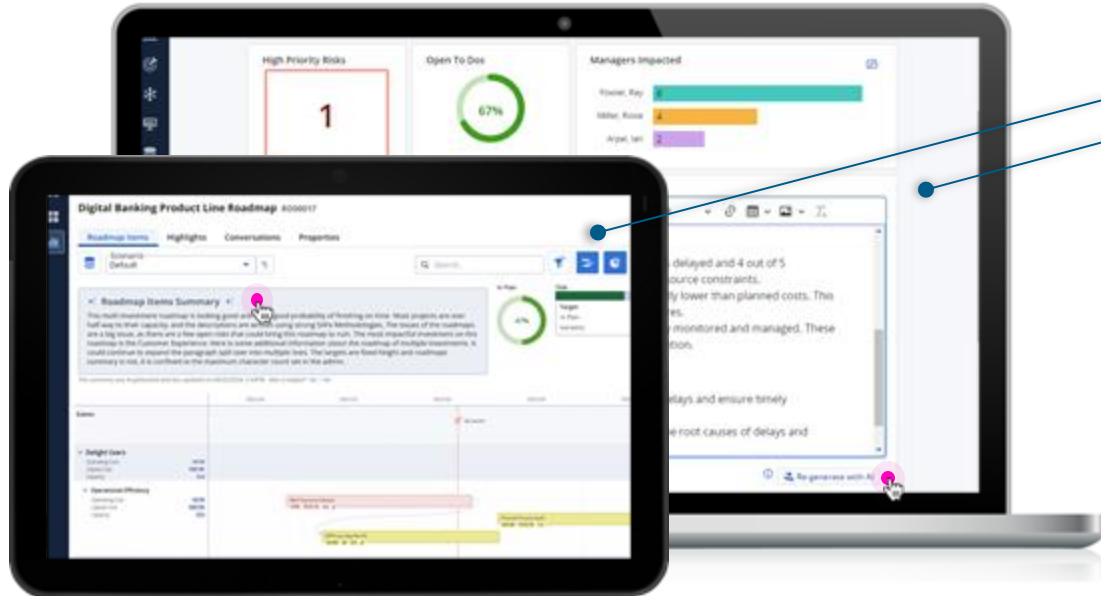
AI

PLATFORM

Curating Visibility



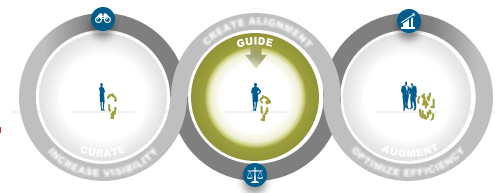
I need to instantly find, visualize, and understand the answers I need to make and justify my business decisions.



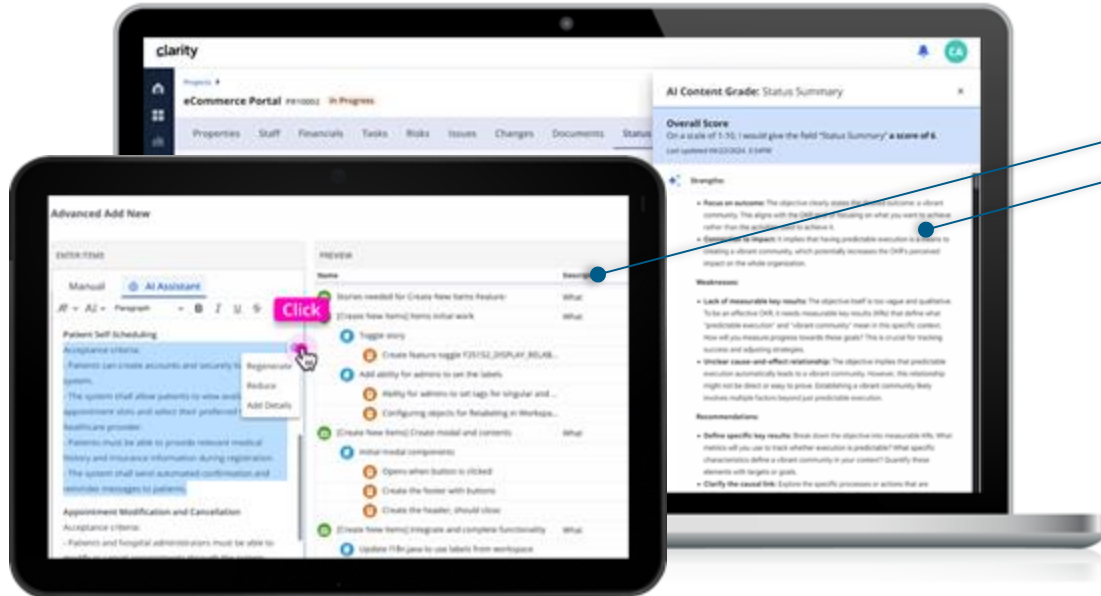
- Analytics and Status Report automation
- Investment portfolio summarization*
- Bottleneck identification*
- Data anomalies detection*

* Includes future capabilities that are subject to change.

Guiding Alignment



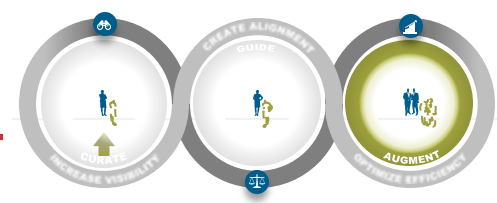
I need to better define and articulate the OKRs, stories, features, and plans that lead to improved business outcomes.



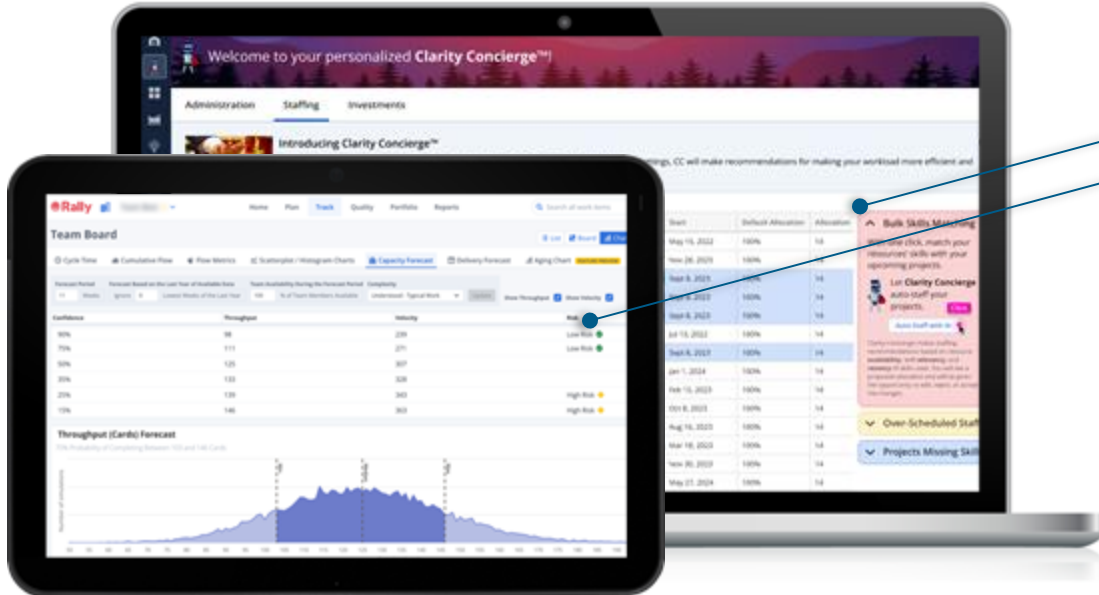
- Guided assistance
- Assist with feature and story definition
- Data quality improvement
- Automatic application connection*

* Includes future capabilities that are subject to change.

Augmenting Efficiency



I need to eliminate repetitive work and generate or predict challenging VSM outputs that require context and understanding.



- Context-sensitive data entry assistance
- Resource allocation assistance*
- Risk pattern identification*
- Investment success prediction*

* Includes future capabilities that are subject to change.

How Vaia Benefits ValueOps Users

A robust and comprehensive AI for every role in the value stream

		Executives	Finance/Ops	Analysts	PMO	Product Leads	Team Leads	ICs
Curated Visibility	Analytics and status report automation							
	Investment portfolio summarization*							
	Bottleneck identification*							
	Data anomalies detection*							
	Data synchronization summary report							
Guided Alignment	Guided Assistance							
	Assist with feature and story definition							
	Data quality improvement							
	Automatic application connection*							
Augmented Efficiency	Context-sensitive data entry assistance							
	Resource allocation assistance*							
	Risk pattern identification*							
	Investment success prediction*							
	Team Velocity prediction*							
	Burn down prediction*							

* Includes future capabilities that are subject to change.

The ValueOps Enterprise Platform

ValueOps
by Broadcom

Clarity
by Broadcom

Rally
by Broadcom

ConnectALL
by Broadcom

Insights
by Broadcom



Business & Strategy

Program & Team Management

Value Stream Automation

Enterprise Analytics

Vaia



- Investment Strategy
- Innovation Roadmaps
- Demand Management
- Funding Decisions
- Strategic OKRs

- Financials Reporting
- Business Agreements
- Resource Management
- Project Management

- PI Planning/Tracking
- Risk Management
- Dependency Mgt
- Capacity Planning
- Execution Roadmaps

- Delivery OKRs
- Quality Management
- Release Tracking
- Efficiency Metrics
- Enterprise Visibility

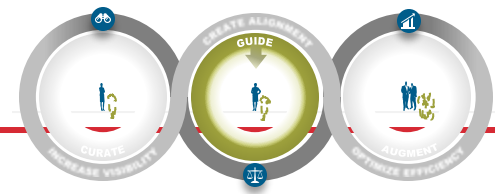
- Automated Operations
- Data Synchronization
- Tool Chain Management
- Value-Based Delivery

- Product Hierarchy Modeling
- Enterprise DORA/Flow Metrics
- Business-Delivery Alignment
- Role-Based Analytics
- Unified VSM Data

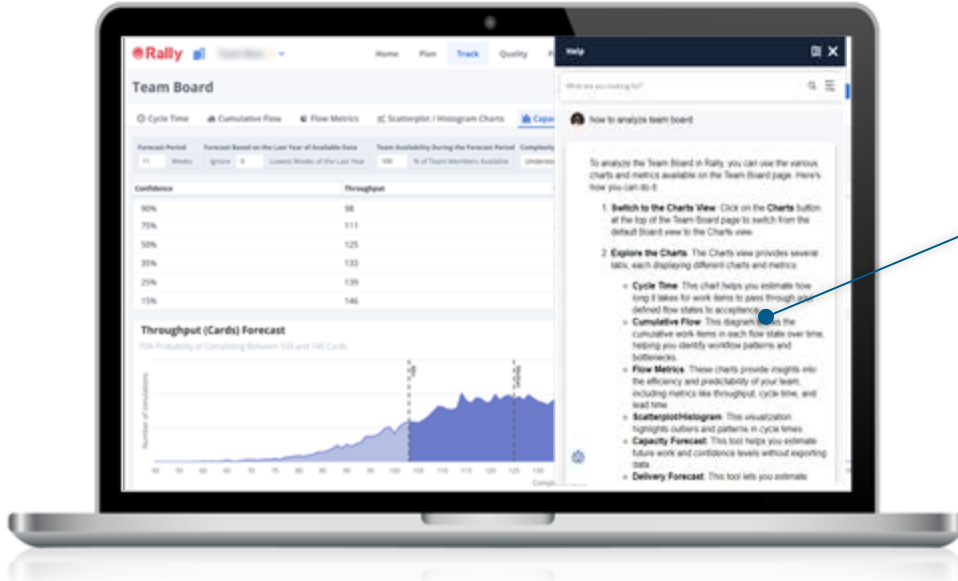
Part II: Delivered Capabilities

The Road to the Ultimate AI for Value Stream Management

FY24 Q1: Guided Alignment in Rally

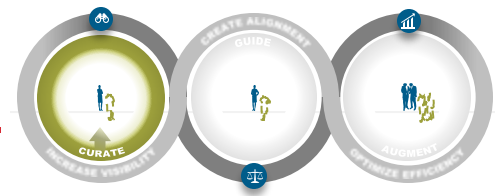


How do I analyze my work to make necessary decision.

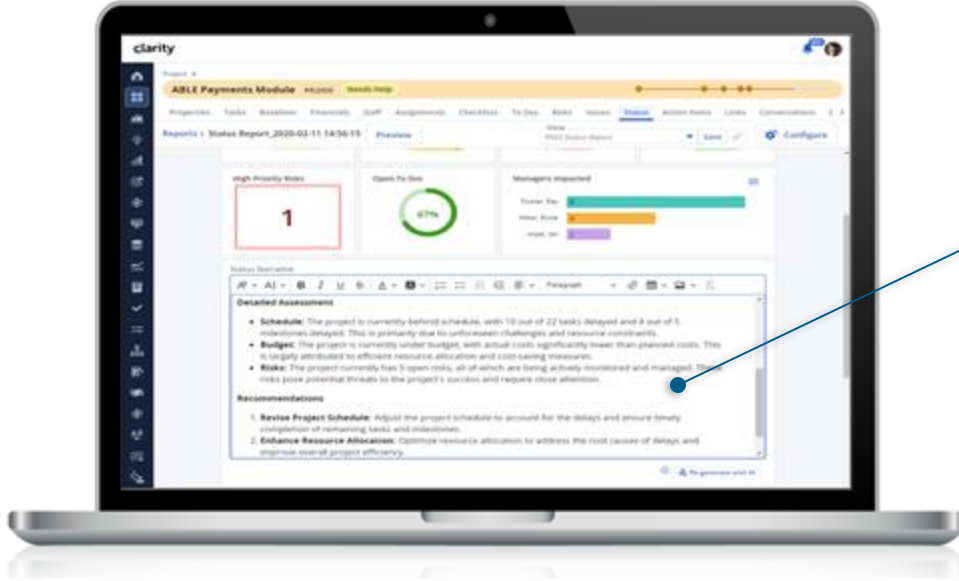


- Ask for guidance within Rally using natural language.
- Provides step by step guidance in how to perform an action in Rally or understand how to analyze data points from Rally.
- Spend less time learning and more time doing work.
- Capability introduced in FY24Q1

FY24 Q2: Curated Visibility in Clarity



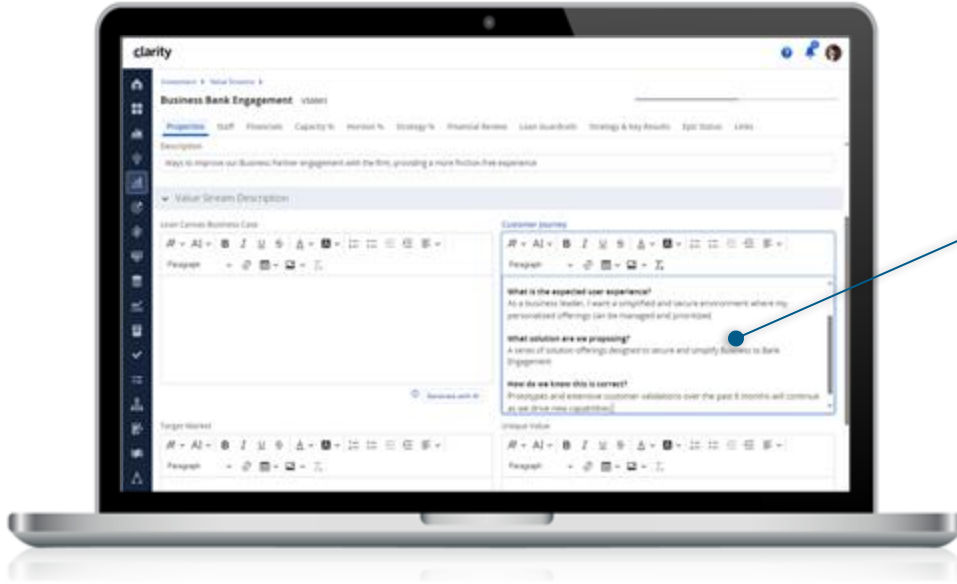
I need to instantly summarize the status of my project to make business decisions.



- Clarity to use Artificial Intelligence to generate a summary for Project Status Report.
- Ability to configure which data elements to use for generating status report summary.
- Reduce time spend on laborious activity of collecting data.
- Summary is populated in rich text format.
- Capability introduced in FY24Q2

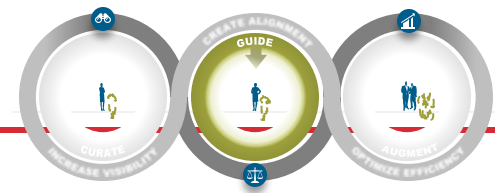
FY24 Q2: Augmented Efficiency in Clarity

I need to eliminate repetitive work and generate challenging VSM outputs that require context and understanding.

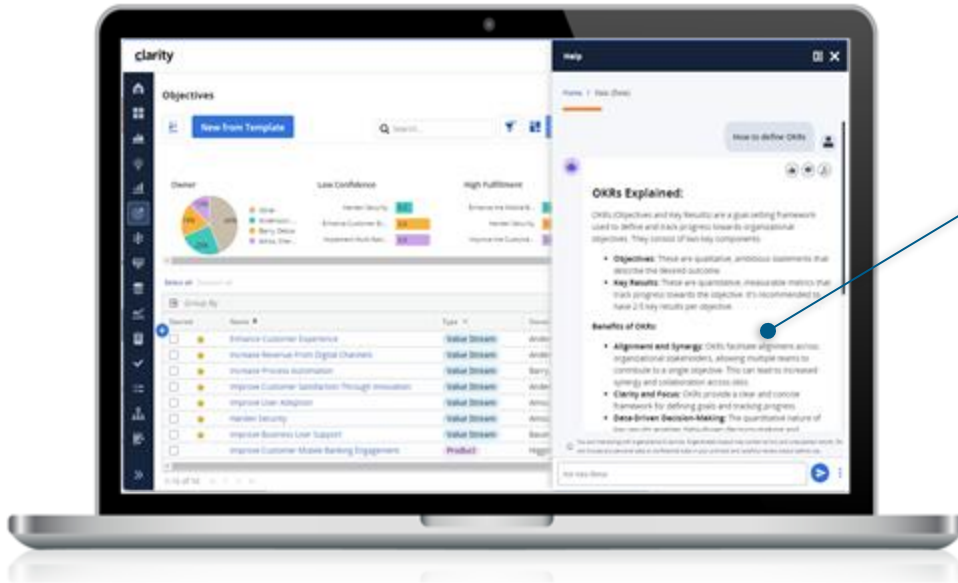


- Generate context sensitive data within Clarity.
- Ability to generate or revise content in rich text format.
- Reduce time spend on coming up with good quality data.
- Capability introduced in FY24Q2

FY24 Q3: Guided Alignment in Clarity

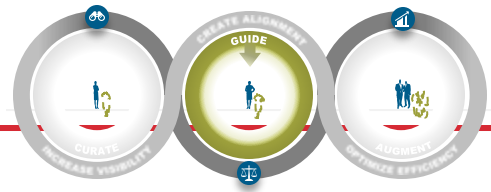


I need to help to define and articulate the OKRs.

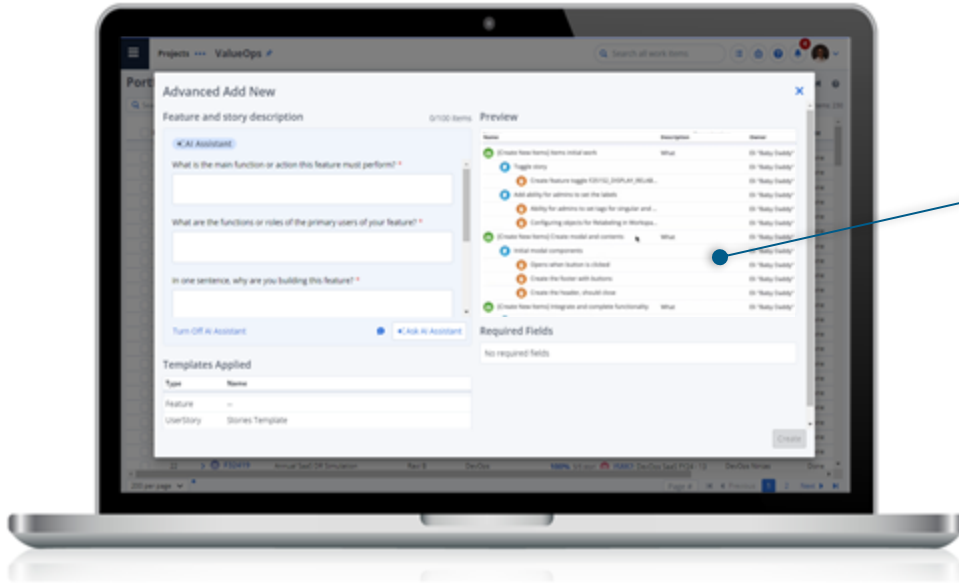


- Get guided assistance using natural language in Clarity.
- Get step by step guidance.
- Increase productivity by spending less time learning and doing the work correctly the first time.
- Capability introduced in FY24Q3

FY24 Q3: Guided Alignment in Clarity

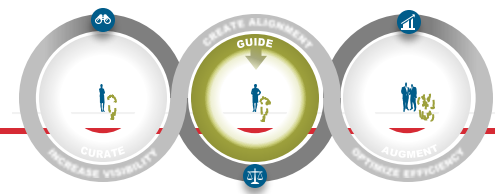


I need to better define the work needed to deliver the requirements.

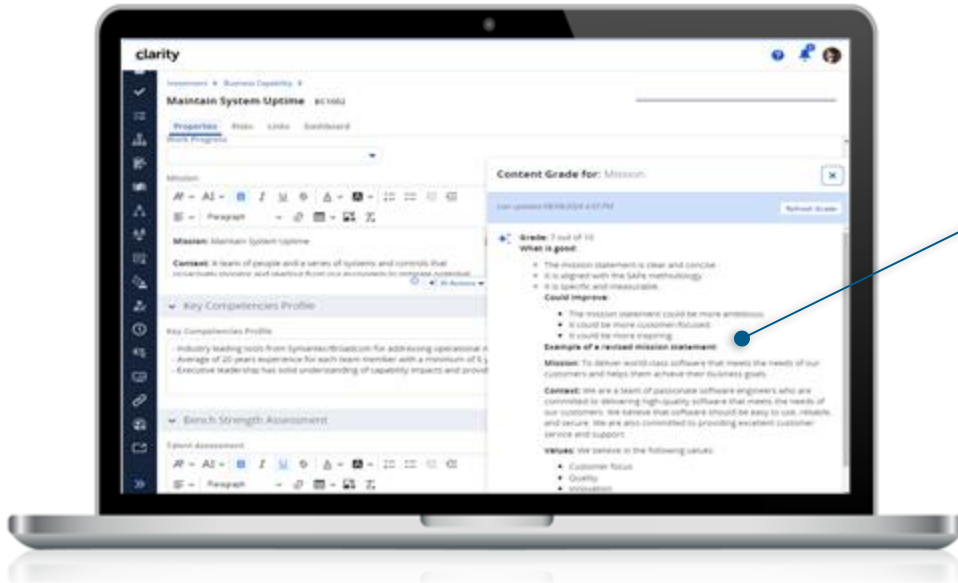


- Have AI define the work, in Rally, that is needed to deliver on your requirements
- Ability to generate, and revise before publishing, a feature along with its stories, description and other details.
- Save hours spent each PI planning to define work and more time on performing the work
- Capability introduced in FY24Q3

FY24 Q3: Guided Alignment in Clarity

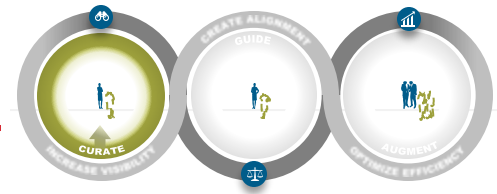


Grade and improve the quality of the data that is captured.

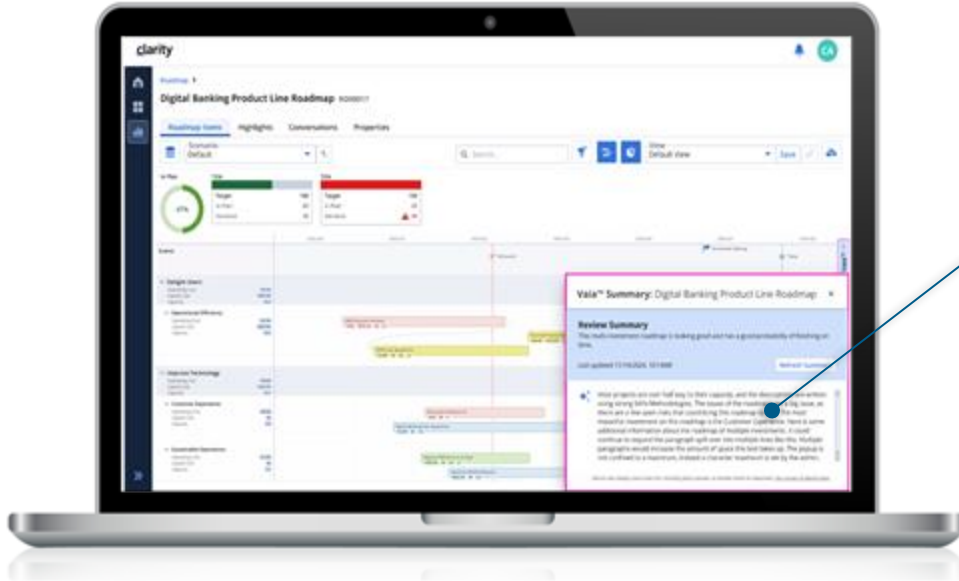


- Quality of results is directly related to the quality of data captured.
- Have AI review and grade your data captured in Clarity. Get guidance on what is good, and what could be improved.
- Reduce time wasted redoing work due to poor requirement definitions.
- Capability introduced in FY24Q3

FY24 Q4: Curated Visibility in Clarity

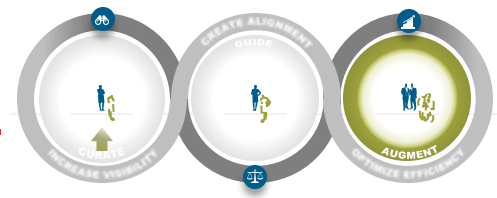


Analyze and summarize my investment roadmap to help make informed business decisions.



- Ability to have AI summarize your Roadmap based on how you define your Roadmap
- Helps executives to easily consume large complex data elements, as defined by their team, to make executive decisions.
- Summary is specific to the data being viewed within a specific view of Roadmap.
- Capability planned for FY24Q4

FY24 Q4: Augmented Efficiency in Rally



I need to analyze my team board to make necessary decision to pivot if needed.



- Get assistance from AI to analyze flow metrics on the Team Board in Rally
- Perform chart analysis to get trends, pain points, and data analysis..
- Ability of agile teams to quickly understand and act upon flow metrics by providing automated,
- Capability planned for in FY24Q4

Questions?





Master Clarity with Rego University

Earn Certifications in Administration, Leadership, and Technical Proficiency

Let Rego be your guide.



Elevate Your Professional Expertise with Rego University Certifications

Rego is excited to introduce our **new certification programs**, designed to enhance your expertise in Clarity administration, leadership, and technical skills. These certifications provide hands-on experience and knowledge to excel in your career.



Certification Requirements:

✓ **Completion:** 12 units per certification track

✓ **Eligibility:** Open to all Rego University attendees



Important Reminder:

To have your certification **credits tracked**, ensure you **complete the class surveys in the app** after each session. This step is critical for certification progress.

Surveys

Please take a few moments to fill out the class survey.
Your feedback is extremely important for future events.



ValueOps™

by Broadcom

ValueOps™
by Broadcom

Clarity™
by Broadcom

Rally™
by Broadcom

ConnectALL™
by Broadcom

Insights™
by Broadcom

Thank You For Attending Rego University

Instructions for PMI credits

- Access your account at [pmi.org](https://www.pmi.org)
- Click on **Certifications**
- Click on **Maintain My Certification**
- Click on **Visit CCR's** button under the **Report PDU's**
- Click on **Report PDU's**
- Click on **Course or Training**
- Class Provider = **Rego Consulting**
- Class Name = **regoUniversity**
- Course **Description**
- Date Started = **Today's Date**
- Date Completed = **Today's Date**
- Hours Completed = **1 PDU per hour of class time**
- Training classes = **Technical**
- Click on **I agree** and **Submit**



Let us know how we can improve!
Don't forget to fill out the class survey.



Phone

888.813.0444



Email

info@regoconsulting.com



Website

www.regouniversity.com