



regoUniversity

KANSAS CITY • 2024

Sponsored by

ValueOps
by Broadcom

Clarity
by Broadcom

Rally
by Broadcom

ConnectALL
by Broadcom

Insights
by Broadcom

Connecting the Enterprise: Introducing ValueOps ConnectALL

Your Guides:

Lance Knight, Chief Value Stream Architect | ValueOps® by Broadcom

Tim Stiling, Curriculum Manager | ValueOps® by Broadcom



The Data Gap Problem

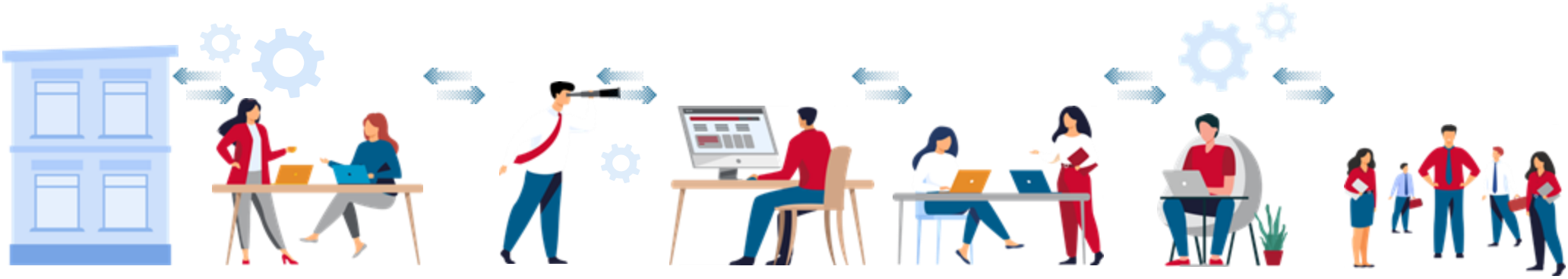
95%
of Organizations



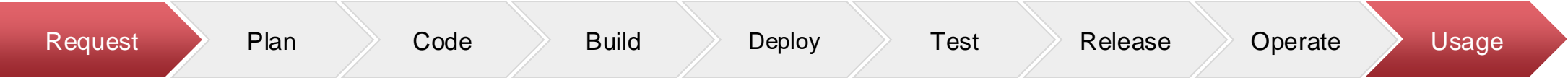


**Product and Project
Management
Can Be Chaotic and
Unpredictable**

Lack of Visibility, Alignment and Efficiency



Business	Product Managers	Project / Agile Mgrs	Developers	Testers / QA	DevOps	Customers
----------	------------------	----------------------	------------	--------------	--------	-----------



Why this is a problem?



Symptoms

- Incomplete or **missing information** about ongoing projects and investments.
- **Difficulty tracking progress** and status of various initiatives.
- **Confusion** regarding the allocation of resources and priorities.
- **Frequent miscommunication** and misunderstandings between teams.

Are we creating value?



Cause

- **Disconnected** systems and tools used by different teams.
- **Lack of a centralized platform** for sharing project and investment information.
- **Siloed working environments** that inhibit collaboration and information sharing.
- **Manual and time-consuming data collection** and reporting processes.

What tool is the information in?

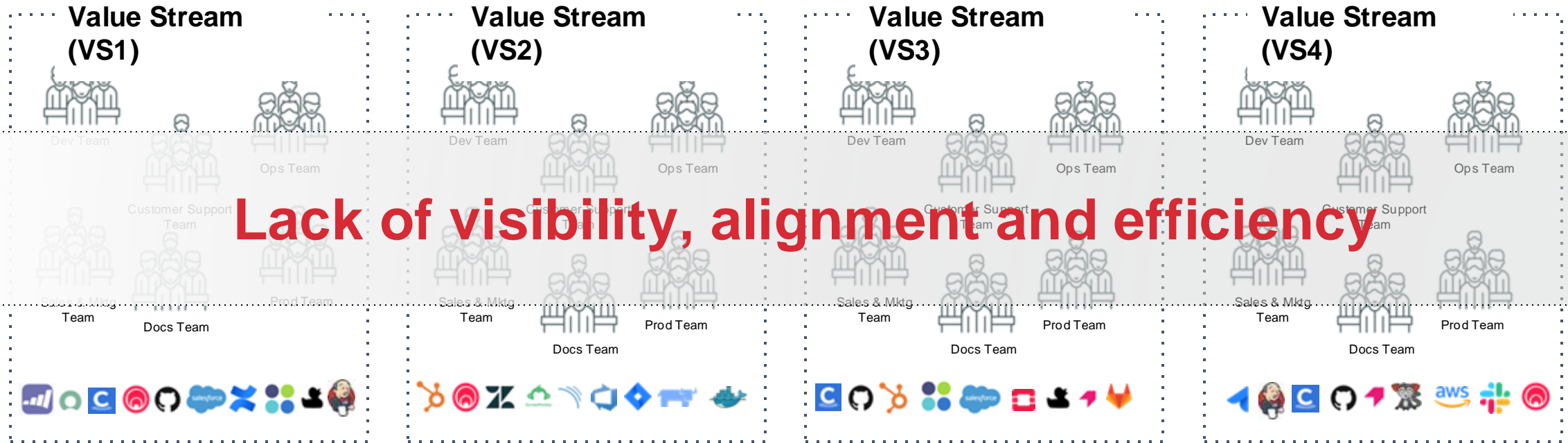


Effect

- **Increased risk** of redundant efforts and investments.
- **Delays** in project execution due to uncertainty and lack of coordination.
- **Wasted resources and budget** on duplicate or low-priority initiatives.
- **Reduced overall efficiency and effectiveness** in delivering value to the organization.

Why did that take so long to deliver?

Value Streams



IT teams spend **over one third** of their time on integration.




Imagine a world where...

- You didn't need to wait for an automation to be configured by your IT teams.
- Key stakeholders never miss anything.
- Transparency rules the day.



The Challenge




Increase Visibility

Enhance decision-making, improve trust, minimize risk



Create Alignment

Align strategy, planning, and work across the organization



Optimize Efficiency

Eliminate waste, improve speed to market, and drive continuous improvement

The ValueOps ConnectALL Solution

Value Stream Automation



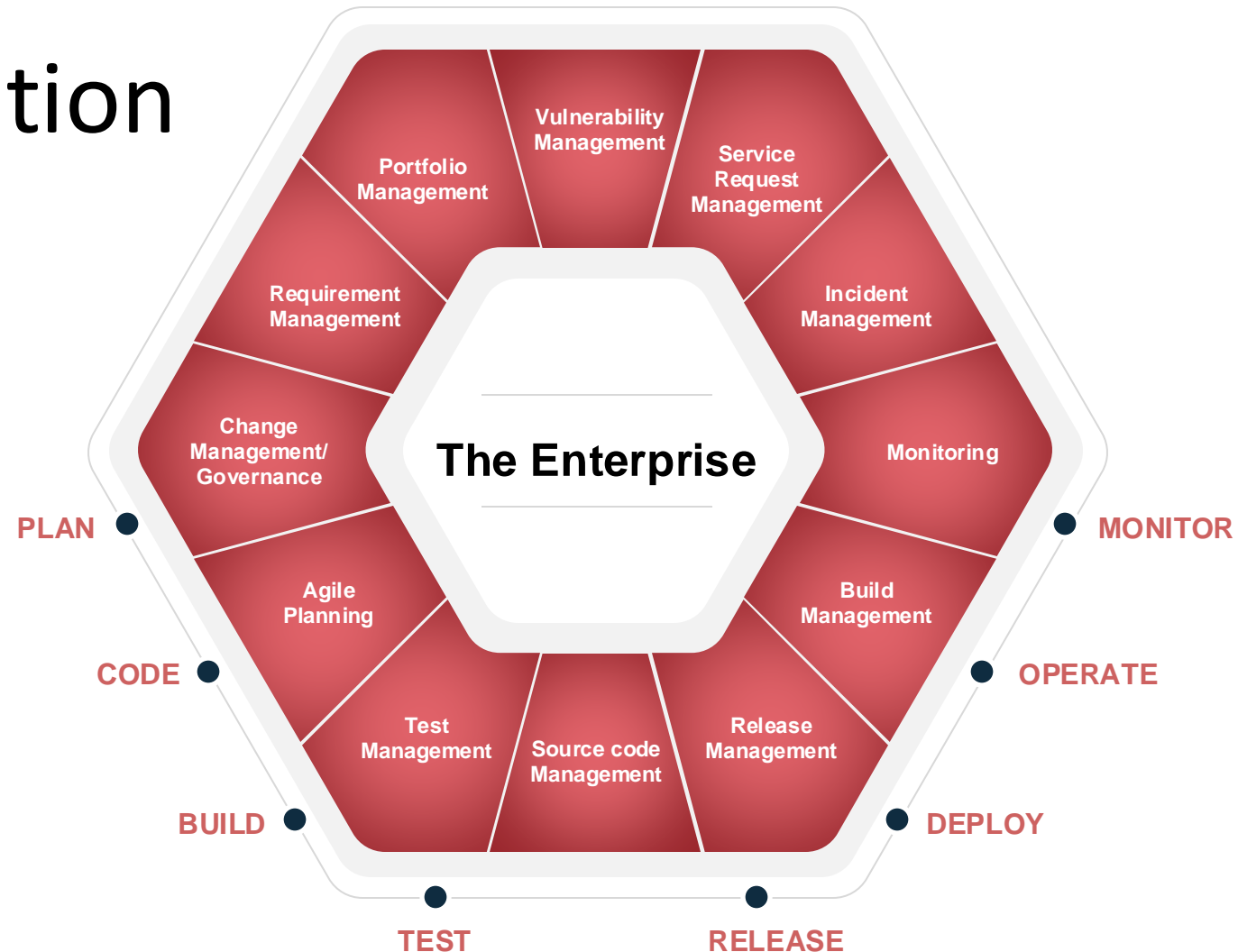
Automate the flow of information and activities across teams, organizations and tools



Eliminate non-value added activities, remove bottlenecks, increase efficiencies

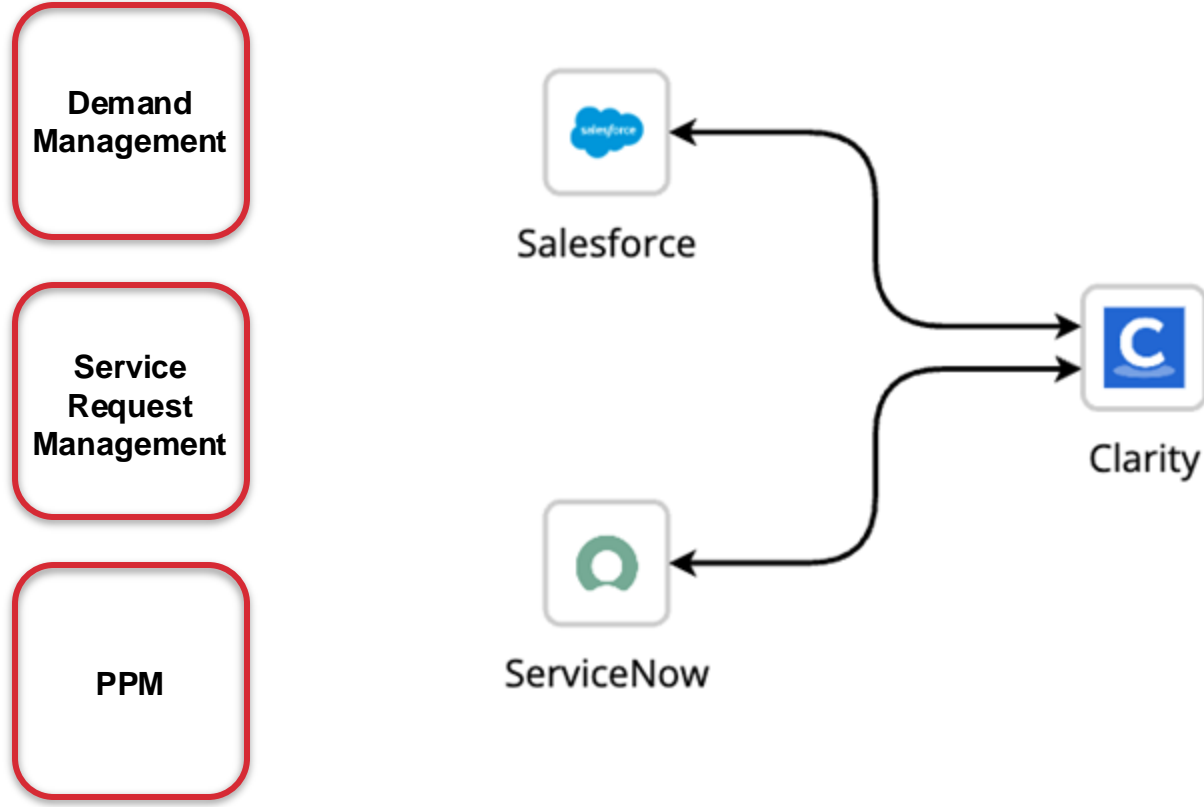


Integrate, interoperate, trigger and monitor activities in the Value Stream



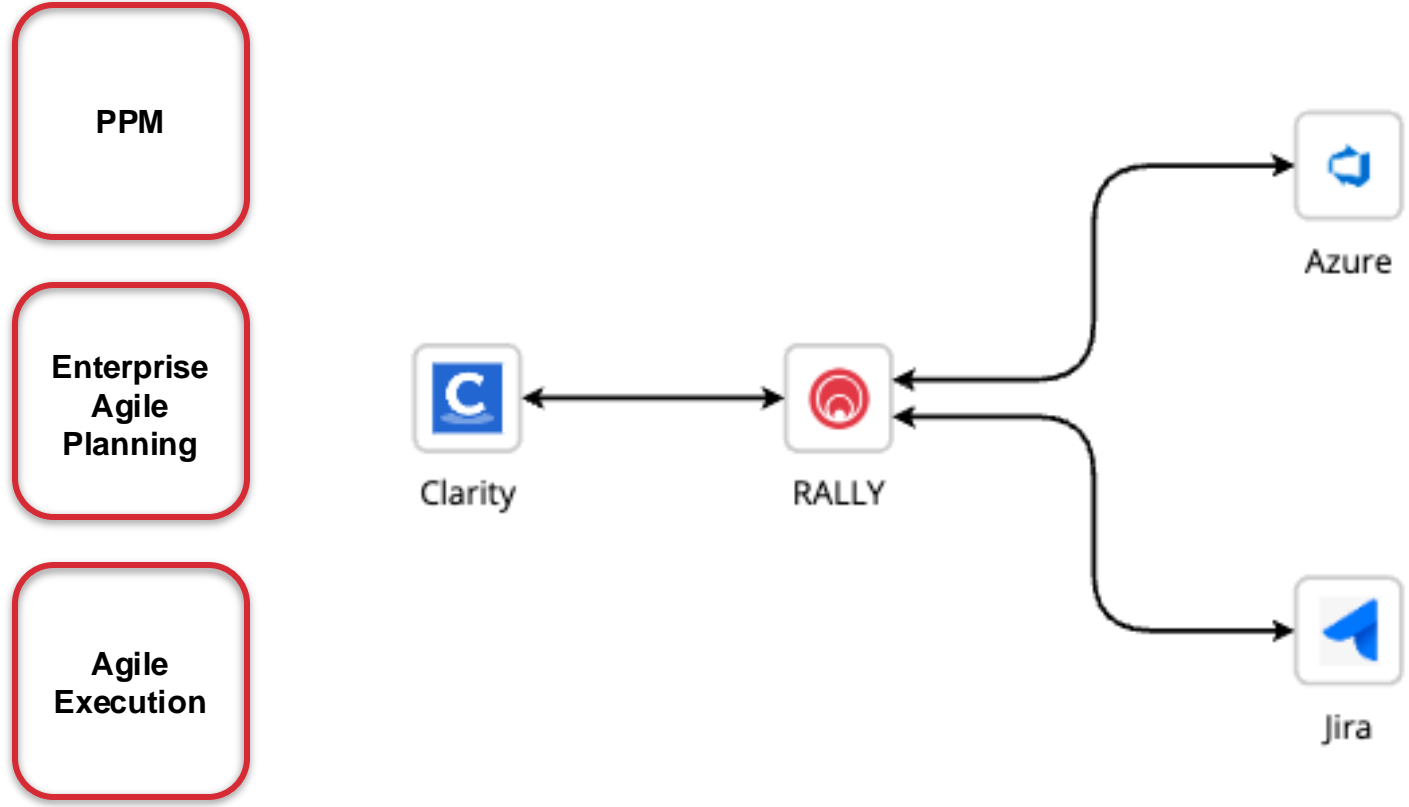
How it works: Visibility

“We are unable to track and report on the work that is created through our Service Management request portal”



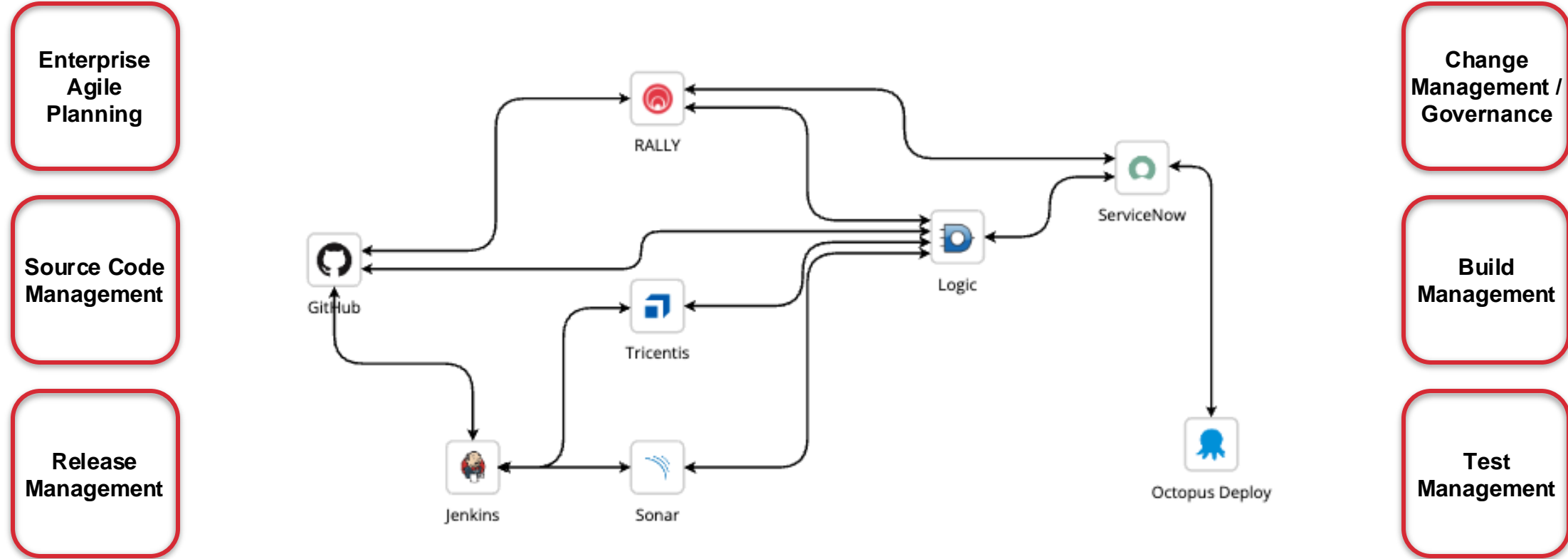
How it works: Alignment

“We often have a breakdown in how our business strategy is translated into delivery plans, leading to overproduction.”



How it works: Efficiency

“It is hard to know what the current stage of the work is. Has it been started? Has code been created, reviewed, merged or even deployed?”



Automation at Every Step



ServiceNow



Clarity



Rally



Open Text ALM



GitHub



Jenkins



Octopus

Service Management

- Incidents
- Issues
- Requests

Portfolio Management

- Ideas
- Strategies
- Initiatives
- Roadmaps

Requirements Management

- Initiatives
- Epics
- User Stories
- Tasks
- Sub Tasks
- Defects
- Sprints

Test Management

- Defects
- Test Plans
- Test Scripts
- Tests
- Results

Config, Build & Deploy Mgmt.

- Commits
- Pull Requests
- Builds (Jobs)
- Results
- Deployments

Request

Plan

Build

Test

Deploy

Usage

Automation Types



Synchronization enables

- Removal of waste
- Improved collaboration
- Bidirectional synchronization



Monitoring enables

- Amplification of feedback loops
- Implementation of governance
- Capturing of data for key results



Triggering enables

- Interoperability for increased productivity, cost reduction
- Controlled flow of information



Data collection enables

- Data-driven decisions
- Regulation and compliance

Improving Flow

Data Driven


Delivering Value

Special Adapter Types



Universal

- Allows you to quickly connect to any tool in your software delivery value stream
- Through Swagger can turnaround adapters in a day



Logic Flow

- Smart monitoring and triggering utilizing conditional AND-Gates & OR-Gates
- e.g. - orchestrate and manage releases through conditions based on package availability, security scans, etc.



Database

- Sync records to and from any application with any database.
- Disperse centralized data to various tools & software solutions




Insights

- Capture and aggregate data flowing through the value stream - no need for synchronization
- Out-of-box data models for normalizing data between different software solutions

Connecting the Enterprise



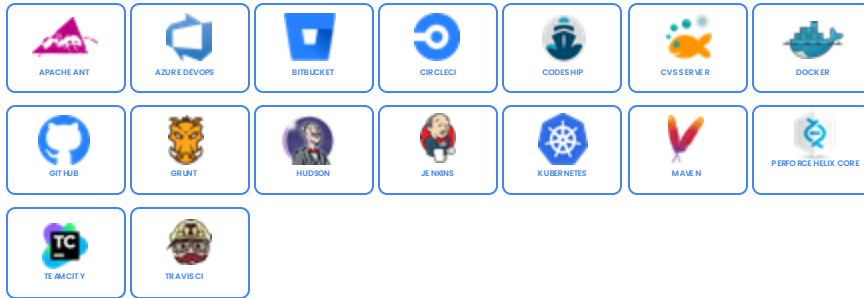
Plan



Code



Build



Test



Release



Deploy



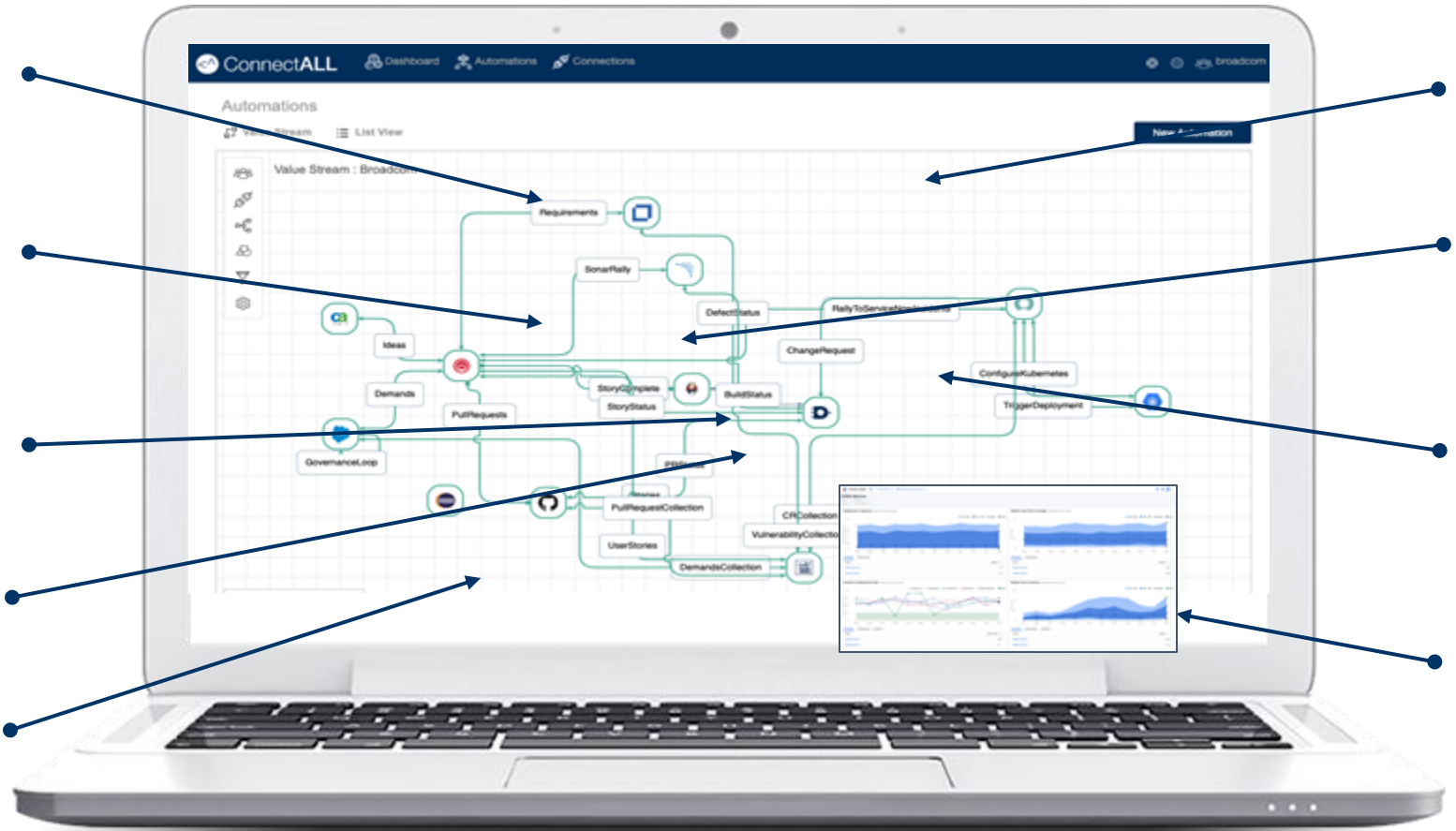
Operate



Monitor

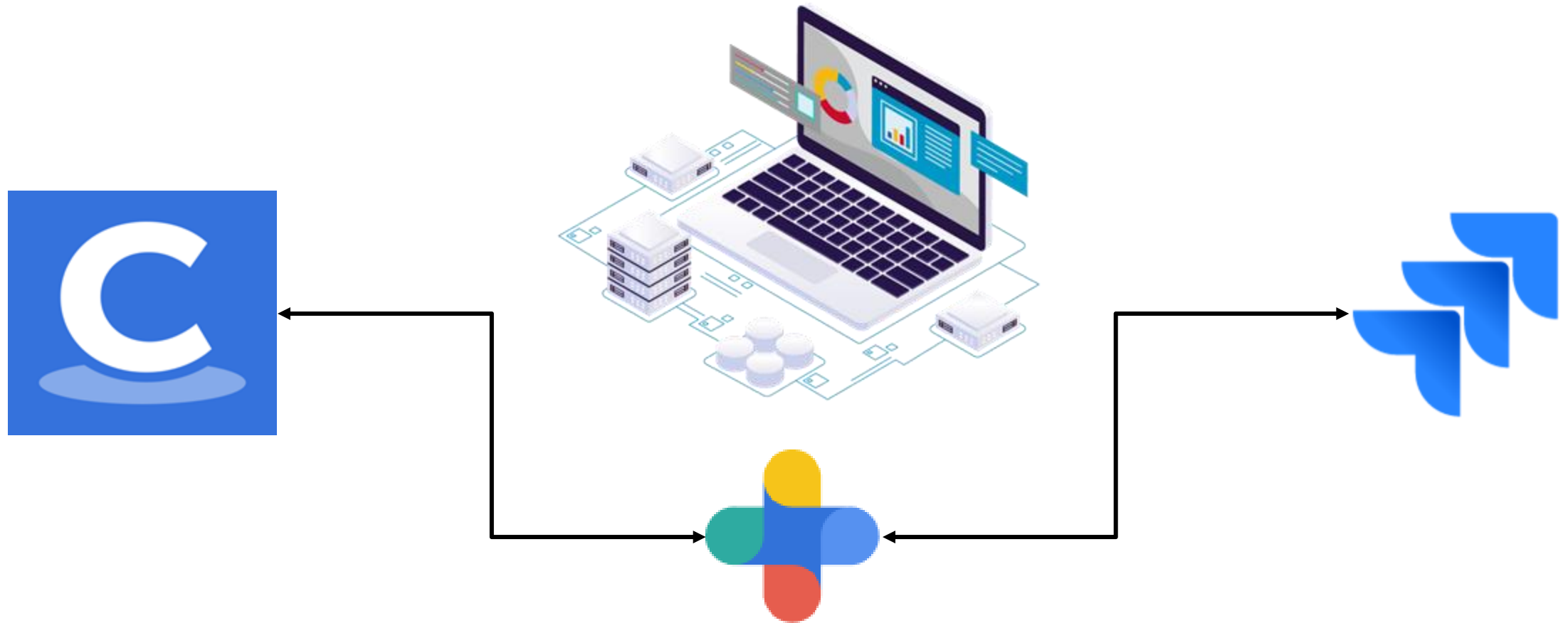


The power comes from connecting the tools

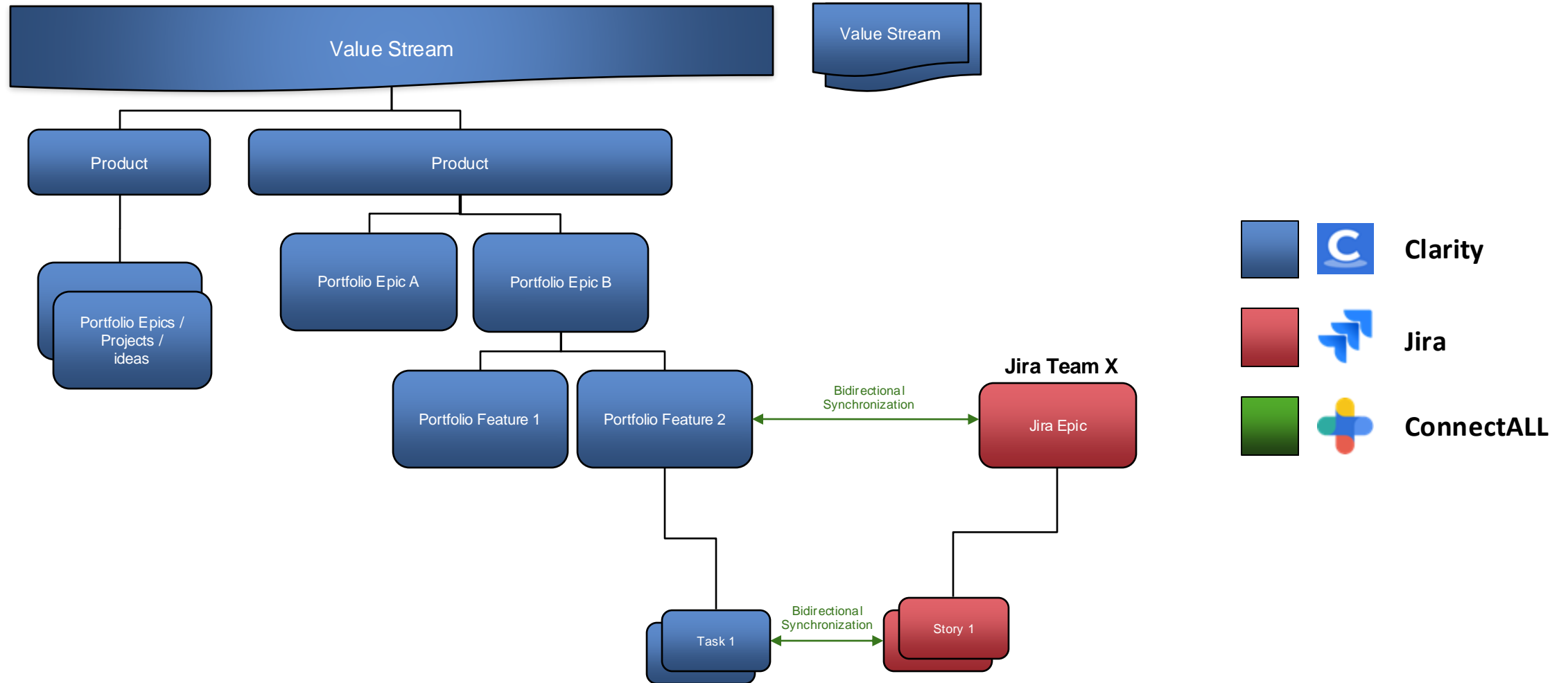


- JIRA
- Tricentis
- Microsoft
- GitLab
- salesforce
- Z-PHYR
- Bitbucket
- GitHub
- Trello
- digital.ar
- servicenow
- MICRO FOCUS
- IBM
- bmc
- aras
- WhiteHat SECURITY
- Requirements
- SMARTBEAR
- Gerrit
- storyteller
- SPARX SYSTEMS
- iRise
- Bitbucket
- digital.ar
- servicenow
- Bugzilla
- blueprint

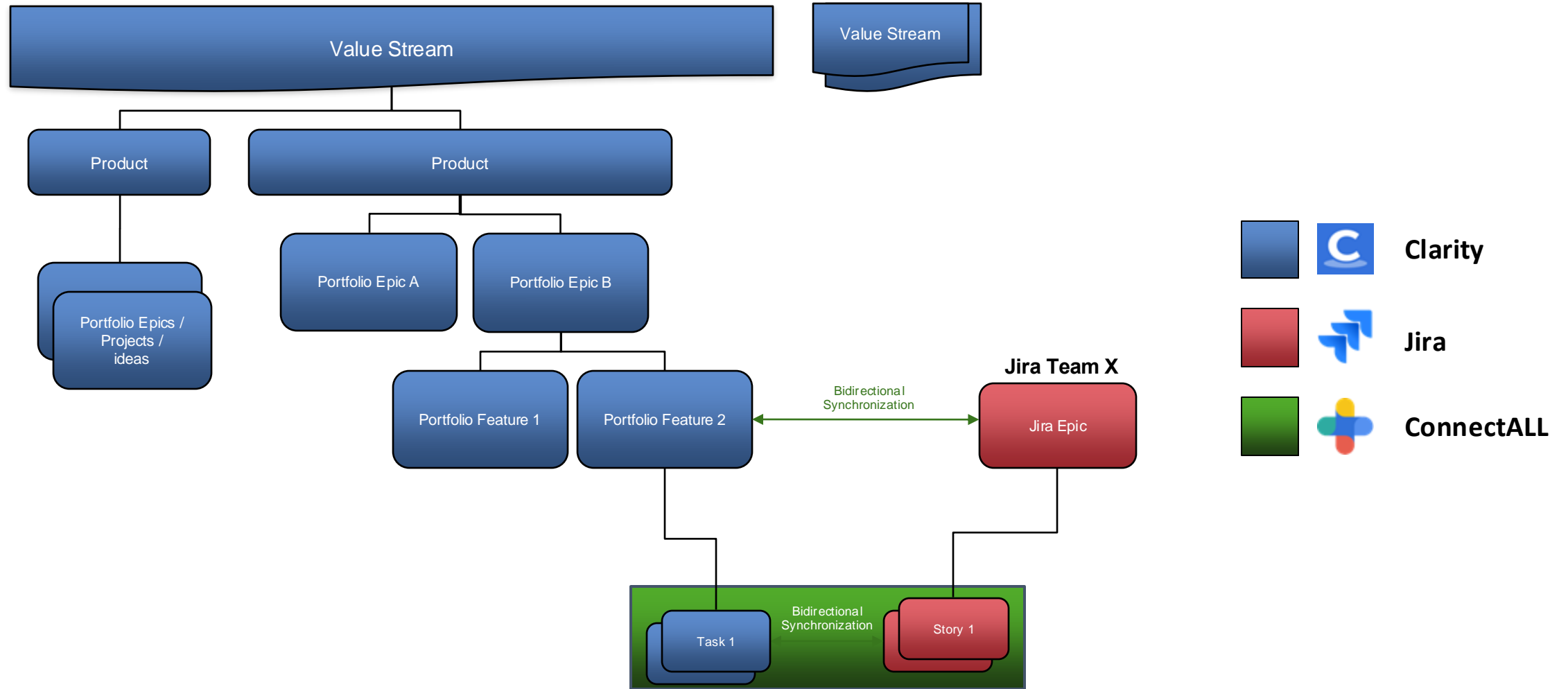
Building an Example Automation



Example Scenario: Desired Flow for Clarity & Jira



Example Scenario: Desired Flow for Clarity & Jira



Let's dive in



Additional Resources

ValueOps ConnectALL: Where Value Meets Value Delivery	Webinar Series on BrightTalk
10 Minutes with Lance	Webinar Series on BrightTalk
Academy Training Course #1	ValueOps ConnectALL: Getting Started
Academy Training Course #2	ValueOps ConnectALL: Advanced Features
Clarity-Jira Automation Training Course	ValueOps ConnectALL: Integrating Clarity and Jira
Automate the Flow of Your Data	Product Video
ConnectALL Landing Page	Connect the Enterprise
Request a Demo	Link
Relevant Blogs on Broadcom Software Academy	Link
ValueOps ConnectALL Product Community	Link
ValueOps Product Documentation	TechDocs

Questions?





Master Clarity with Rego University

Earn Certifications in Administration, Leadership, and Technical Proficiency

Let Rego be your guide.



Elevate Your Professional Expertise with Rego University Certifications

Rego is excited to introduce our **new certification programs**, designed to enhance your expertise in Clarity administration, leadership, and technical skills. These certifications provide hands-on experience and knowledge to excel in your career.



Certification Requirements:

✓ **Completion:** 12 units per certification track

✓ **Eligibility:** Open to all Rego University attendees



Important Reminder:

To have your certification **credits tracked**, ensure you **complete the class surveys in the app** after each session. This step is critical for certification progress.

Surveys

Please take a few moments to fill out the class survey.
Your feedback is extremely important for future events.



Thank You



Recommended ValueOps Integration Design Diagram

Clarity core strength is bridging HR, Financial, and other core system data with needs operational management for effective alignment of resources to corporate objectives. This diagram exposes key elements to help organization understand the beauty of this designed benefit.

