



regoUniversity

KANSAS CITY • 2024

Visualization & Dashboards Best Practices & Sharing

Your Guides:

Ross Hensel & Lulu Wang

Platinum Sponsor

ValueOps
by Broadcom

Rally **Clarity**
by Broadcom by Broadcom

Agenda

- Introduction
- Customer Reporting Samples
- Questions
- Additional Resources

Introductions

- Take 5 Minutes
- Turn to a Person Near You
- Introduce Yourself
- Business Cards

Presenters

- 5-minute overview
 - MAYBE 1-2 questions
 - If you like a report, jot down the name and the company! Find them after
- Hershey's – Danielle Weynberg
 - Nav Canada – Cristina Irimes
 - Canada Life – Irene Pavlakis
 - Rheem - Dennis Lahmann
 - UCSF - Andrea Dowling
 - Federal Reserve of MPLS – Carol Allen

Client Reporting Samples

Let Rego be your guide.



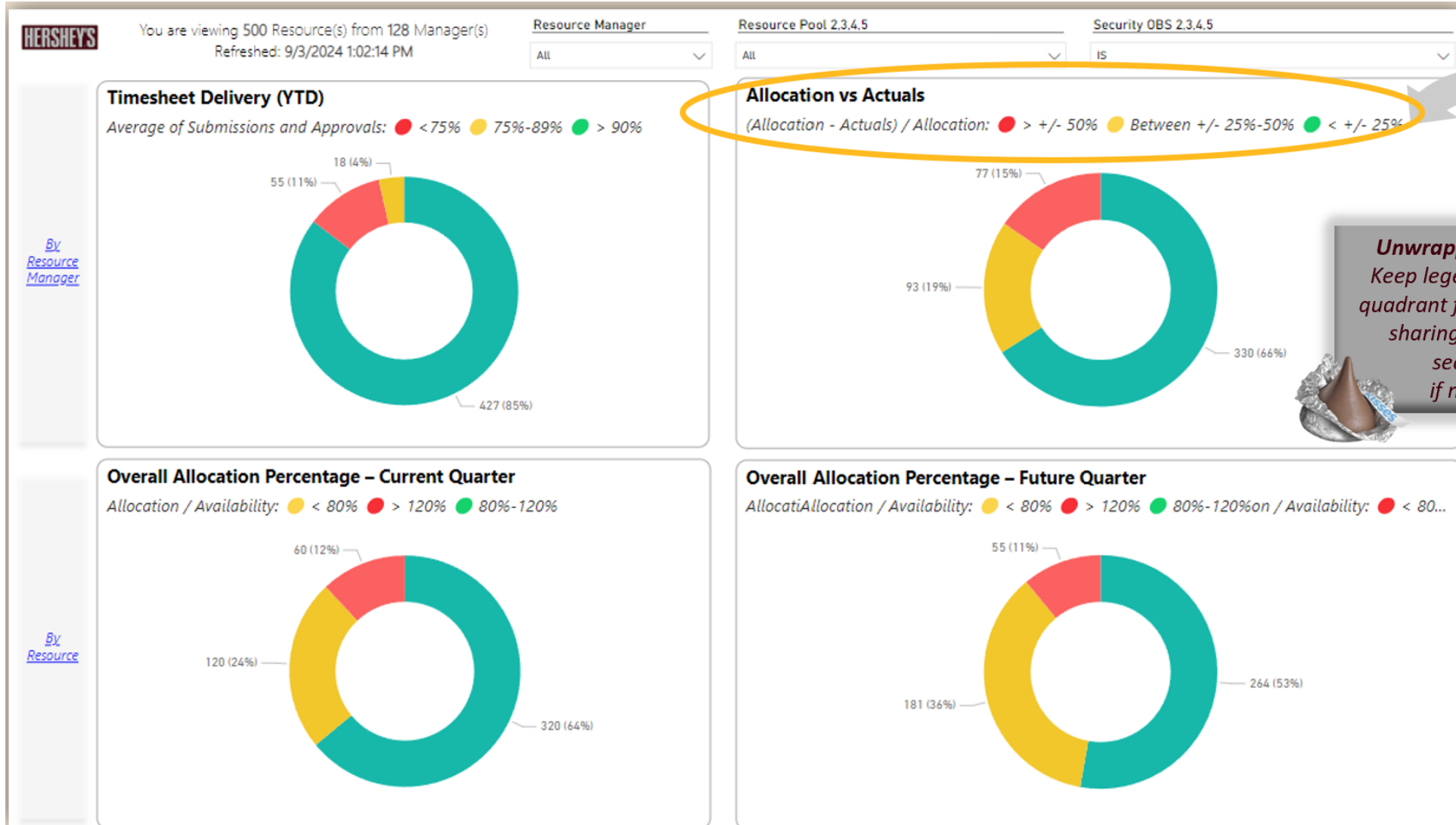


Danielle Weynberg

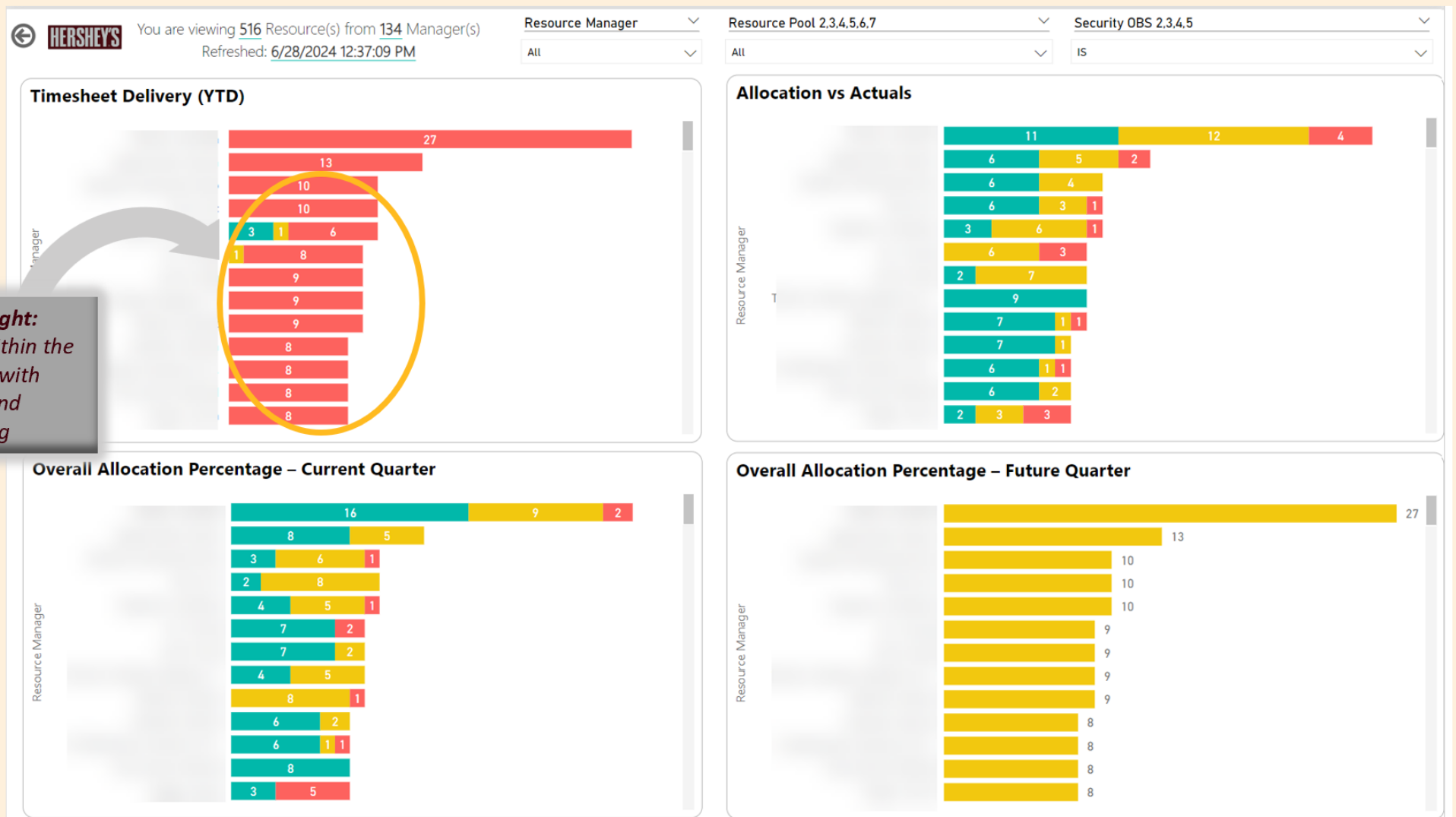
Let Rego be your guide.



Resource Compliance



By Resource Manager




Unwrapped Insight:
Putting the count within the grid views helps with visualization and understanding



HERSHEY'S

Resource Compliance Detail


You are viewing 516 Resource(s) from 134 Manager(s)
Refreshed: 6/28/2024 12:37:09 PM

Resource Manager Resource Pool 2,3,4,5 Security OBS 2,3,4,5

Timesheet Delivery (YTD)

Resource	Resource Manager	Submitted	Approved	%
◆		26	25	71%
◆		25	25	69%
◆		25	25	69%
◆		25	25	69%
◆		1	0	1%
◆		26	25	71%
◆		17	17	47%
◆		26	25	71%
◆		--	--	--

Allocation vs Actuals

Resource	Resource Manager	Allocation	Actual	Delta	%
◆		2,562.7	815.6	-1747.1	-68%
◆		173.0	560.0	387.0	224%
◆		2,368.6	1,000.0	-1368.6	-58%
◆		480.0	1,080.8	600.8	125%
◆		576.0	1,000.0	424.0	74%
◆		363.6	0.0	-363.6	-100%
◆		2,094.9	1,036.5	-1058.4	-51%
◆		552.0	160.0	-392.0	-71%
◆		7,804.0	1,048.0	-6756.0	-87%


Overall Allocation Percentage – Current Quarter



Resource	Resource Manager	Availability	Allocation	%
◆		536.0	1,028.0	192%
◆		536.0	953.6	178%
◆		536.0	711.6	133%
◆		536.0	804.0	150%
◆		536.0	771.8	144%
◆		536.0	844.3	158%
◆		536.0	884.4	165%
◆		536.0	1,111.6	207%
◆		536.0	643.2	120%

Overall Allocation Percentage – Future Quarter

Resource	Resource Manager	Availability	Allocation	%
▲				
▲				
▲				
▲				
▲				
▲				
▲				
▲				
▲				

Unwrapped Insight:
Use colors and shapes to identify the statuses to ensure it is inclusive, while also being easily understood



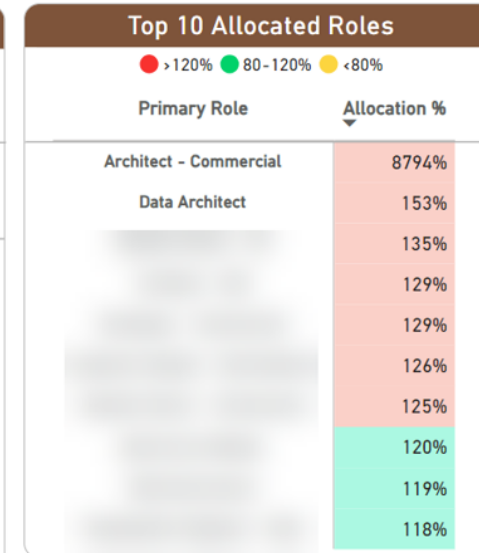
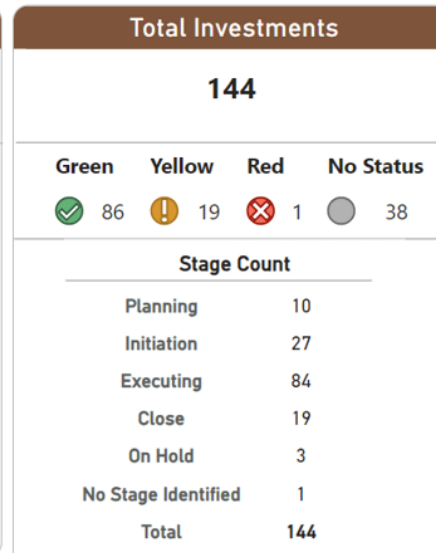
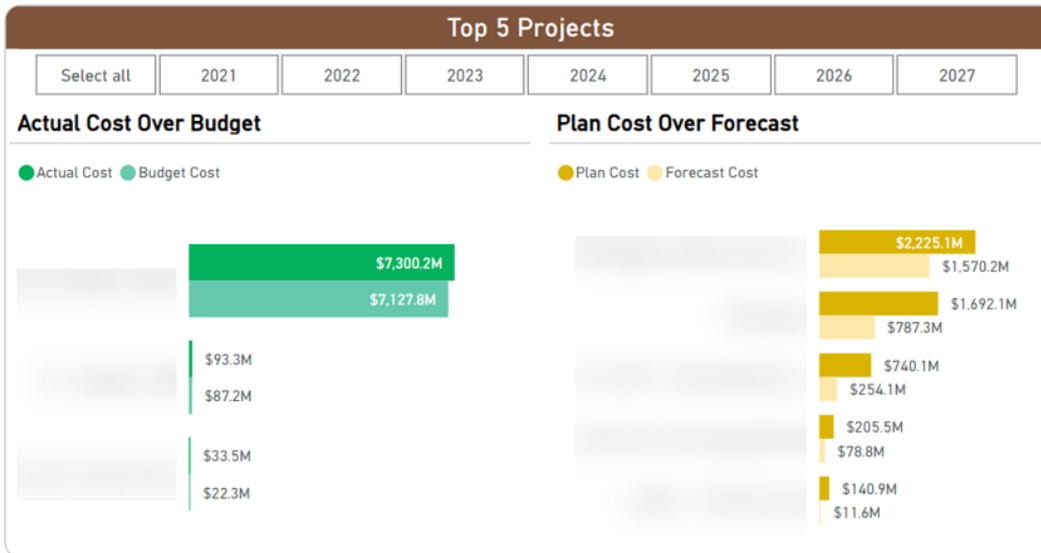
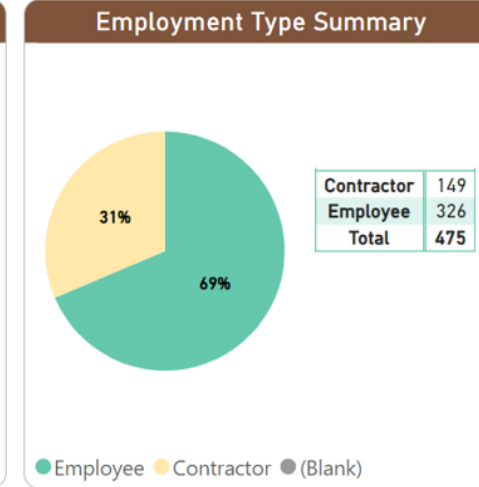
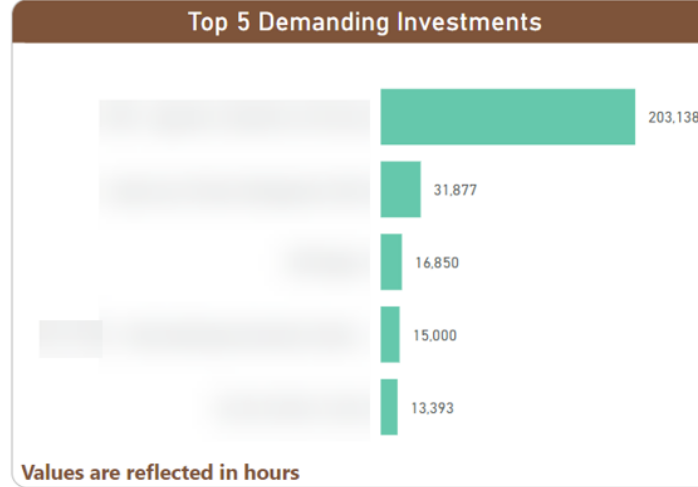
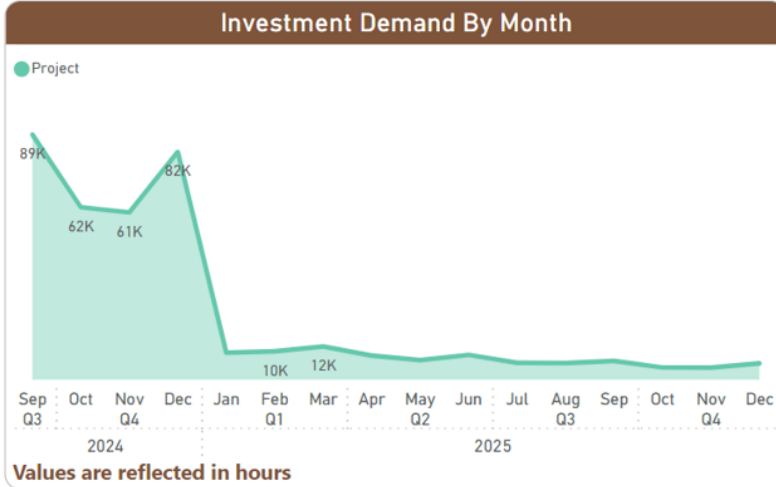



16

Executive Summary

HERSHEY'S

Refreshed: 9/4/2024 8:58:09 AM



NAV CANADA



Cristina Irimes

Let Rego be your guide.

Monthly Portfolio Delivery Report

Monthly Report

Strategic Program Status Rep...

Total Projects

276

Project Status

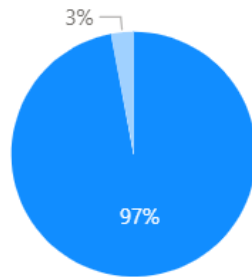
Active	On Hold	Closed
259	8	9

Project Health Indicator (Active and On Hold)

Green	Yellow	Red
189	24	54

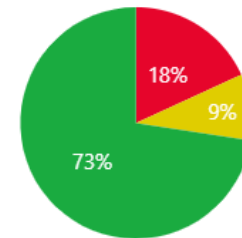
Highlights

Project Status



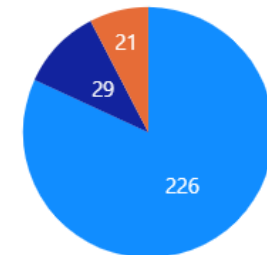
● Active ● On Hold

Project Health Indicator: Active



● Red ● Yellow ● Green

Project Category



● CAPEX ● Revenue ● OPEX

Summary

Business Group

Health Trend

Health Indicator Changes

Closed Projects

New Projects

Status Changes

Red Active Projects

Yellow Active Projects

On Hold Projects

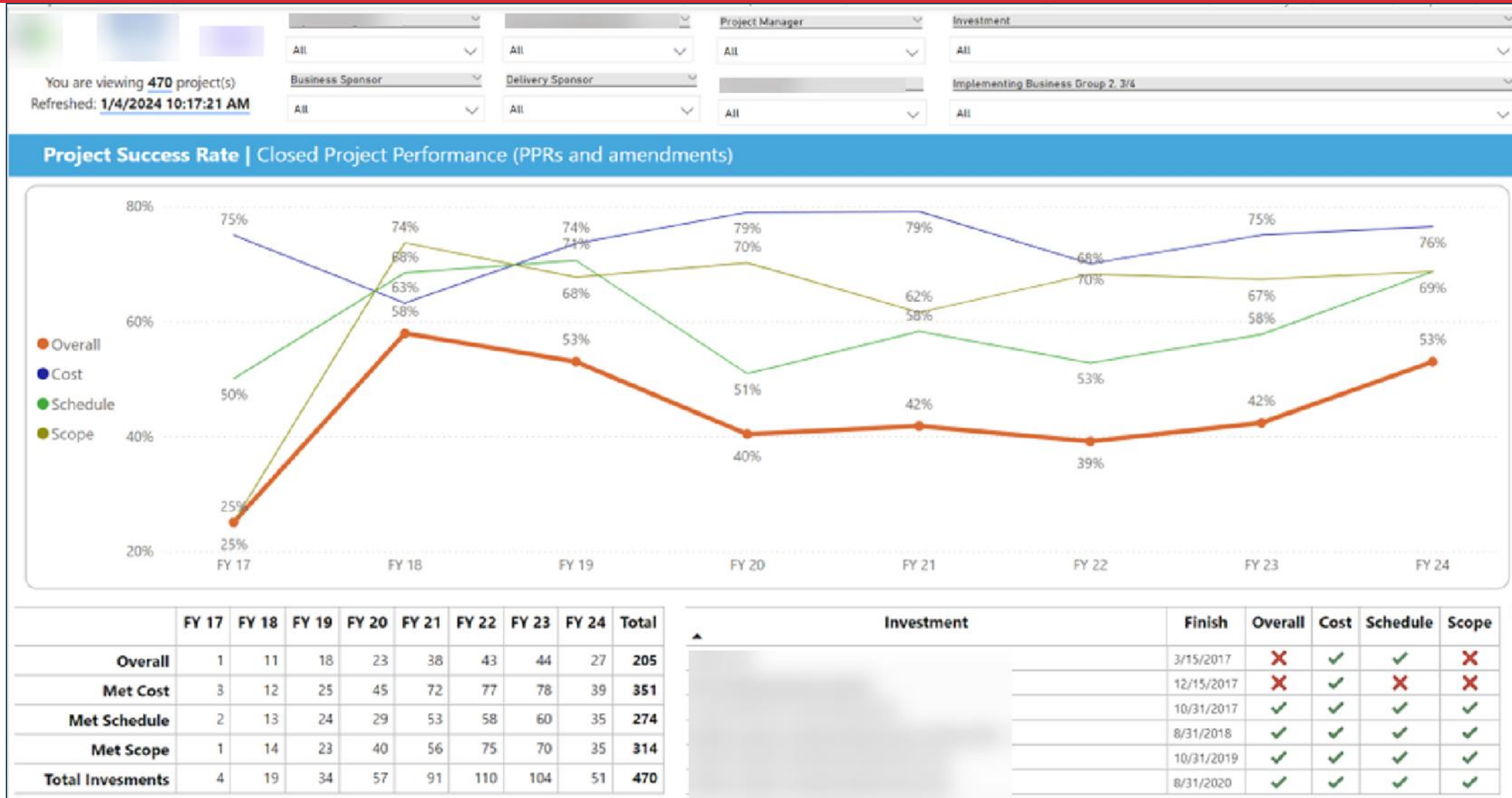
Forecast - New

Forecast - Closed

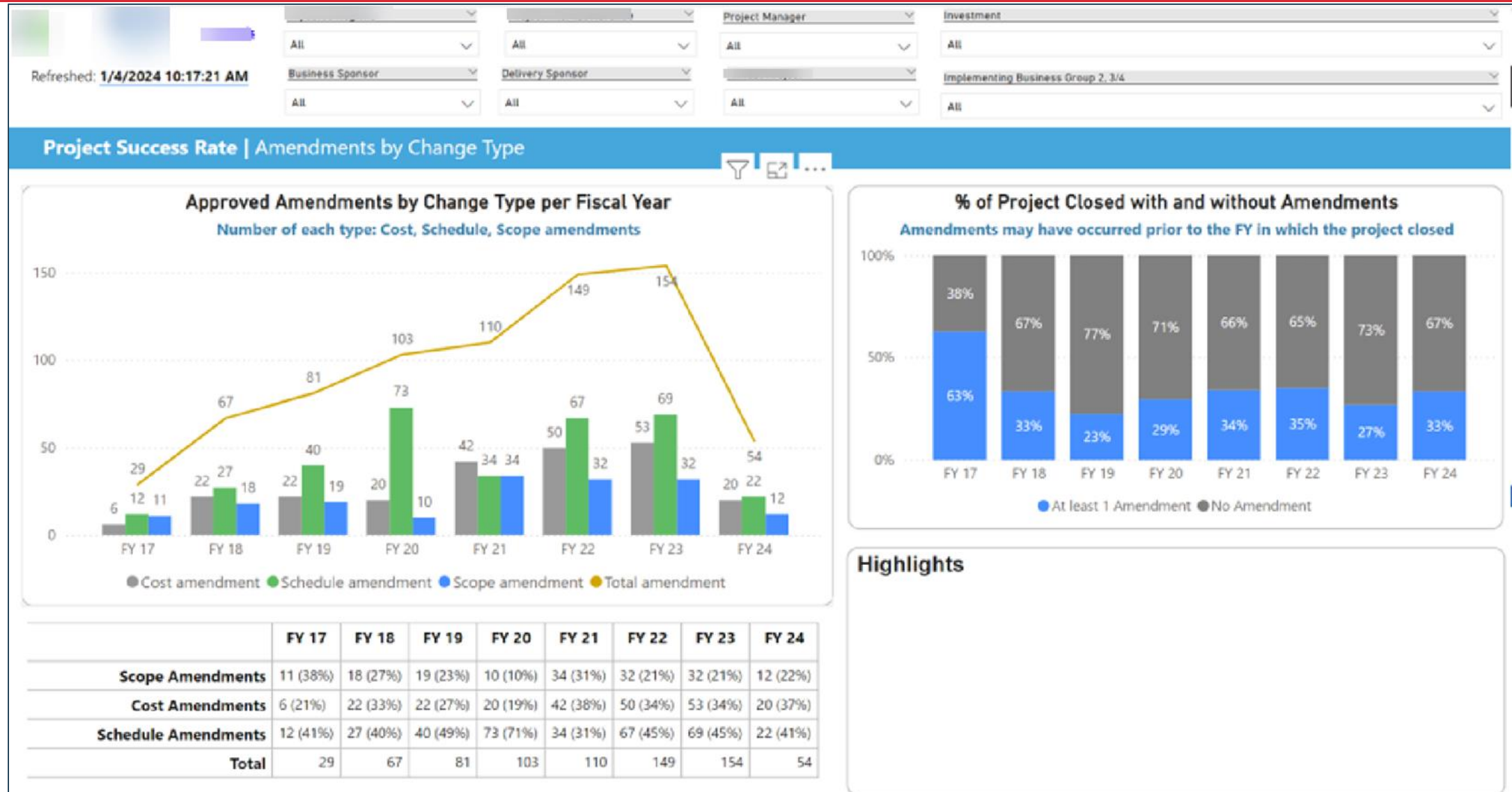
Forecast - In Motion

Roadmap

Closed Project Performance Report



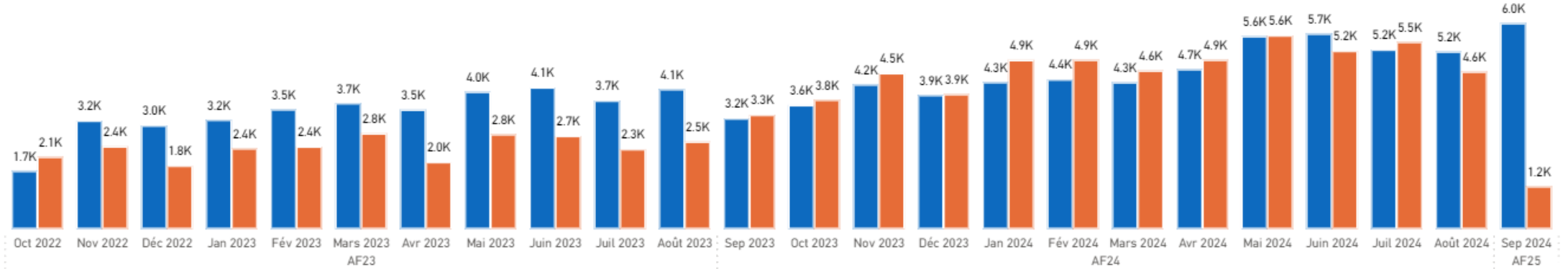
Project Success Rate



Allocations vs Actuals (Bilingual)

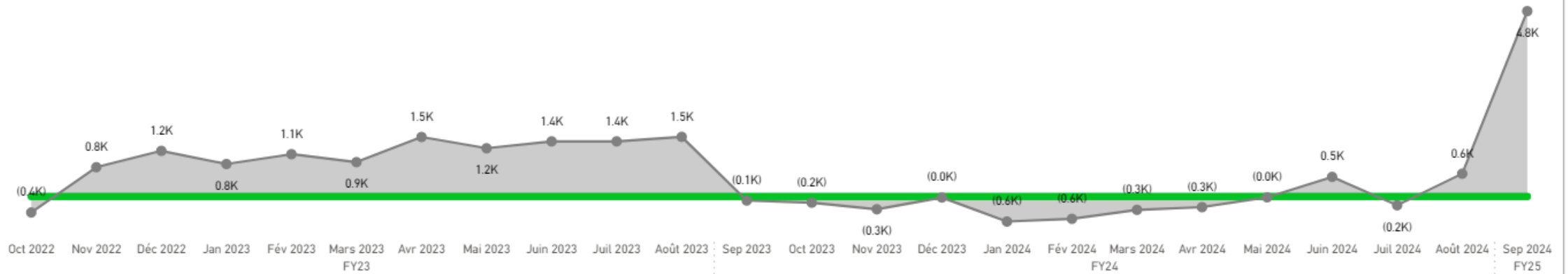
Allocations vs Chiffres réels par mois (jours)

● Allocations ● Chiffres réels



Tendance de l'écart entre les allocations et les chiffres réels (jours)

Écart entre les allocations et les chiffres réels en jours



Par ressource

Par projet

Tendance mensuelle




Irene Pavlakis

Let Rego be your guide.



Resource Utilization



Domain

All

Resource Manager

All

Resource Type

Contractor

Employee

Open for Time En...

FALSE


TRUE

Active

False

True

Resources



Period Rate:

Under 90% - yellow

100% - light blue

Over 110% - red.

Utilization	Jan-24	Feb-24	Mar-24	Apr-24	May-24	Jun-24	Jul-24	Aug-24
Between 90% and 110%	152	261	269	261	274	277	277	284
Over 110%	4	18	15	16	14	16	13	9
Under 90%	149	26	21	28	17	12	15	12
Total	305	305	305	305	305	305	305	305

Resource	Jan-24	Feb-24	Mar-24	Apr-24	May-24	Jun-24	Jul-24	Aug-24
	100%	100%	100%	100%	100%	100%	100%	100%
	88%	95%	100%	95%	96%	100%	95%	96%
	94%	94%	94%	94%	94%	94%	94%	94%
								81%
	100%	100%	100%	100%	100%	100%	100%	100%
	91%	101%	100%	100%	103%	108%	103%	99%
	88%	96%	100%	119%	109%	101%	101%	96%
	100%	96%	100%	95%	96%	100%	90%	96%
	88%	97%	101%	102%	100%	101%	102%	98%
	88%	96%	100%	95%	96%	100%	95%	96%

REVIEW TIMESHEET DETAILS

Fiscal Month

Apr-24

Resource

Resource	Initiative	Week Ending	Time Entry Hours
		29-Mar-24	15.00
		29-Mar-24	15.00
		05-Apr-24	15.00
		05-Apr-24	22.50
		12-Apr-24	30.00
		12-Apr-24	22.50
		19-Apr-24	36.00
		19-Apr-24	22.50
Total			178.50

142.50

Availability (Hours)

114.7%

Util Rate

150.00

Period Hours

119.0%

Period Rate

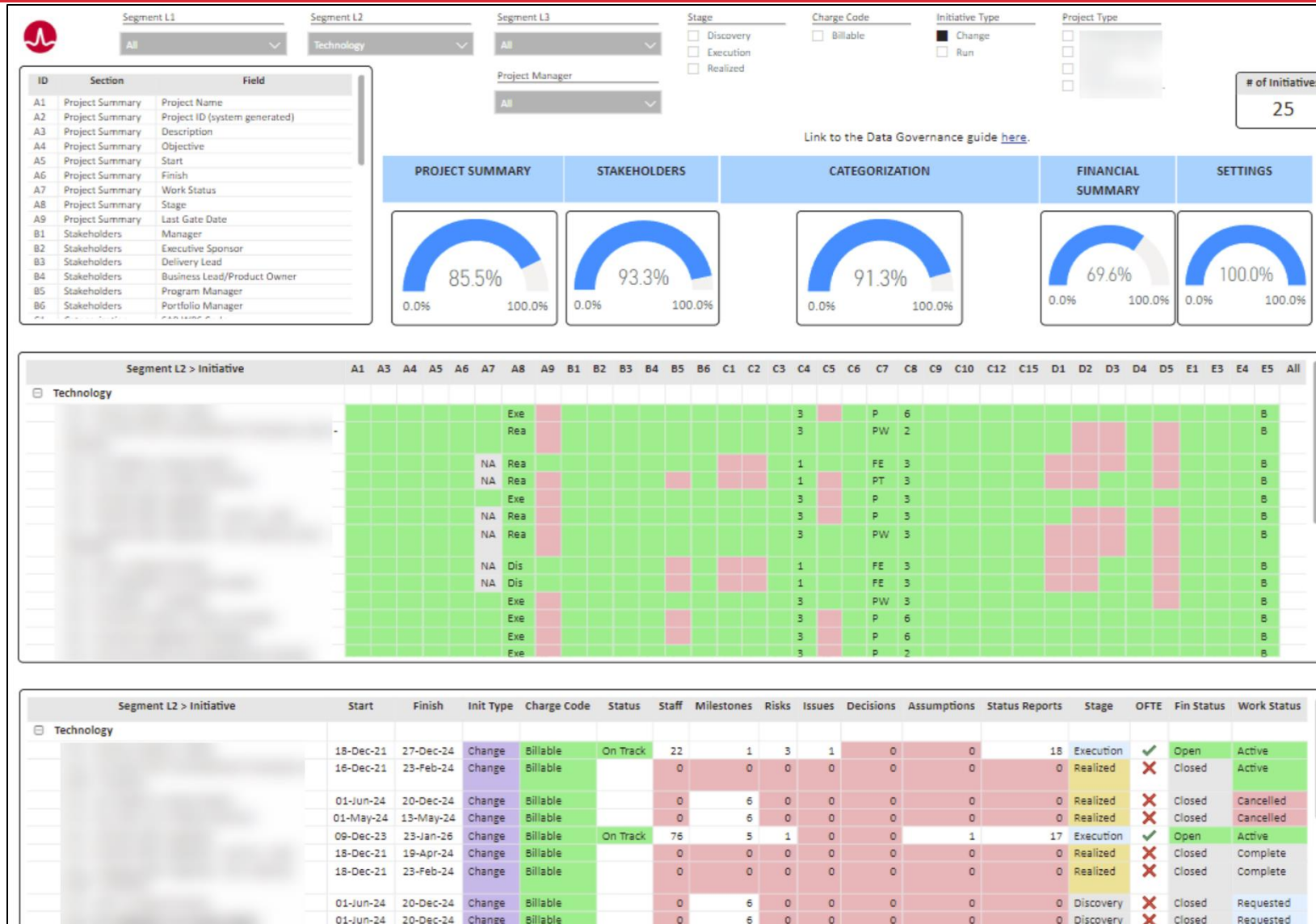
Utilization	Desktop & Collaboration	Engineering Services	Operations Services	Portfolio Management & Governance	Service Experience	Service Management	Total
Between 90% and 110%	43	103	34	36	20	25	261
Over 110%	3	4	5	1		3	16
Under 90%	2	17	3	2		4	28
Total	48	124	42	39	20	32	305

2024-09-10 9:45:30 AM

Let Rego be your guide.

regoUniversity2024

Data Governance









Dennis Lahmann



Let Rego be your guide.

Waterline


 Last Refreshed: **8/15/2024 5:21:36 AM**

7/1/2024  12/31/2025 


Team  Resource Level  Resource  Owning Unit  Investment Type  Project  Owning Unit 

Multiple selections  All  All  All  All 


Period	2024-07		2024-08		2024-09		2024-10	
	R&D COMMERCIAL	R&D RESIDENTIAL	R&D COMMERCIAL	R&D RESIDENTIAL	R&D COMMERCIAL	R&D RESIDENTIAL	R&D COMMERCIAL	R&D RESIDENTIAL
Resource Allocations	0.1	12.9	0.1	12.9	0.1	12.1	0.1	
Resource Baseline	5.0	12.0	5.0	12.0	5.0	11.1	5.0	
Resource Availability (Need)	5.0	● -0.9	5.0	● -0.9	5.0	● -1.0	5.0	●


Investment	Seq	Start	Finish	2024-07		2024-08		2024-09		2024-10	
				R&D COMMERCIAL	R&D RESIDENTIAL	R&D COMMERCIAL	R&D RESIDENTIAL	R&D COMMERCIAL	R&D RESIDENTIAL	R&D COMMERCIAL	R&D RESIDENTIAL
CP0	3	12/20/2022	2/1/2027								
CP0	3	3/1/2023	3/4/2025								
CP0	3	8/17/2023	7/25/2025								
CP0	3	10/23/2023	10/29/2025								
CP0	3	6/17/2024	3/25/2025								
CP0	3	7/11/2024	1/31/2029								
CP0	4	4/10/2022	4/22/2025								
CP0	4	3/17/2022	9/30/2026		1.4		1.4		1.4		
CP0	4	8/23/2023	9/6/2032		3.7		3.7		3.7		
CP0	4	10/3/2023	10/15/2026								
CP0	4	1/15/2024	1/19/2026								
PRJ	5	6/1/2020	4/30/2025								
CP0	5	10/19/2022	6/30/2028		● 1.3		● 1.3		● 1.3		
CP0	5	8/29/2023	7/15/2027		●		●		●		
CP0	5	9/18/2023	3/28/2026		●		●		●		
CP0	5	6/18/2024	5/31/2026		●		●		●		






Demand vs Capacity













Last Refreshed:
8/15/2024 5:21:36 AM





7/1/2024 

12/31/2025 

Resource Level 
Primary Role 
Discipline 
Resource 
Owning Unit 

All 
All 
All 
All 
All 

Requested/Resource Manager 
Role 
Investment Type 
Project 
Owning Unit 


All 
All 
All 

Resource Level	2024-07	2024-08	2024-09	2024-10	2024-11	2024-12	2025-01	2025-02	2025-03	2025-04	2025-05	20
<input type="checkbox"/> Unfilled Role	● 0.8/0.0	● 0.8/0.0	● 0.8/0.0	● 0.8/0.0	● 0.8/0.0	● 0.8/0.0	● 0.8/0.0	● 0.8/0.0	● 0.8/0.0	● 0.8/0.0	● 0.8/0.0	● 0
Project Engineer - Unfilled Role	● 0.8/0.0	● 0.8/0.0	● 0.8/0.0	● 0.8/0.0	● 0.8/0.0	● 0.8/0.0	● 0.8/0.0	● 0.8/0.0	● 0.8/0.0	● 0.8/0.0	● 0.8/0.0	●
<input type="checkbox"/> Named Resource	● 15.7/12.0	● 15.7/12.0	● 14.8/11.1	● 14.3/11.0	● 14.2/11.0	● 13.8/11.0	● 13.8/11.0	● 13.8/11.0	● 13.8/11.0	● 14.2/11.0	● 14.1/11.0	● 14.1
Ac	● 1.8/1.0	● 1.8/1.0	● 1.8/1.0	● 1.8/1.0	● 1.8/1.0	● 1.8/1.0	● 1.8/1.0	● 1.8/1.0	● 1.8/1.0	● 1.8/1.0	● 1.8/1.0	●
Bh	● 1.8/1.0	● 1.8/1.0	● 1.8/1.0	● 1.8/1.0	● 1.6/1.0	1.0/1.0	1.0/1.0	1.0/1.0	1.0/1.0	1.0/1.0	● 1.8/1.0	● 1.8/1.0
Br	1.0/1.0	1.0/1.0	1.0/1.0	1.0/1.0	1.0/1.0	1.0/1.0	1.0/1.0	1.0/1.0	1.0/1.0	1.0/1.0	1.0/1.0	1.0/1.0
Ch	● 1.5/1.0	● 1.5/1.0	● 1.5/1.0	● 1.5/1.0	● 1.6/1.0	● 1.8/1.0	● 1.8/1.0	● 1.8/1.0	● 1.8/1.0	● 1.8/1.0	● 1.4/1.0	● 1.4/1.0
Fa	● 1.5/1.0	● 1.5/1.0	● 1.5/1.0	● 1.5/1.0	● 1.5/1.0	● 1.5/1.0	● 1.5/1.0	● 1.5/1.0	● 1.5/1.0	● 1.5/1.0	● 1.5/1.0	● 1.5/1.0
Ha	● 1.3/1.0	● 1.3/1.0	● 1.3/1.0	1.0/1.0	1.0/1.0	1.0/1.0	1.0/1.0	1.0/1.0	1.0/1.0	1.0/1.0	1.0/1.0	1.0/1.0
Ha	1.0/1.0	1.0/1.0	1.0/1.0	1.0/1.0	1.0/1.0	1.0/1.0	1.0/1.0	1.0/1.0	1.0/1.0	1.0/1.0	1.0/1.0	1.0/1.0
Ja	1.0/1.0	1.0/1.0	1.0/1.0	1.0/1.0	1.0/1.0	1.0/1.0	1.0/1.0	1.0/1.0	1.0/1.0	1.0/1.0	1.0/1.0	1.0/1.0
Ll	1.0/1.0	1.0/1.0	● 0.1/0.1	0/0	0/0	0/0	0/0	0/0	0/0	0/0	0/0	0/0
N	● 1.7/1.0	● 1.7/1.0	● 1.7/1.0	● 1.7/1.0	● 1.7/1.0	● 1.7/1.0	● 1.7/1.0	● 1.7/1.0	● 1.7/1.0	● 1.7/1.0	● 1.7/1.0	● 1.6/1.0
Ra	1.0/1.0	1.0/1.0	1.0/1.0	1.0/1.0	1.0/1.0	1.0/1.0	1.0/1.0	1.0/1.0	1.0/1.0	1.0/1.0	1.0/1.0	1.0/1.0
RC	● 1.2/1.0	● 1.2/1.0	● 1.2/1.0	1.0/1.0	1.0/1.0	1.0/1.0	1.0/1.0	1.0/1.0	1.0/1.0	1.0/1.0	1.0/1.0	1.0/1.0
Total	● 16.5/12.0	● 16.5/12.0	● 15.6/11.1	● 15.1/11.0	● 15.0/11.0	● 14.6/11.0	● 14.6/11.0	● 14.6/11.0	● 14.6/11.0	● 15.0/11.0	● 14.9/11.0	● 14.9



University of California
San Francisco

Andrea Dowling

Let Rego be your guide.





















IT Roadmap Projects Tracking

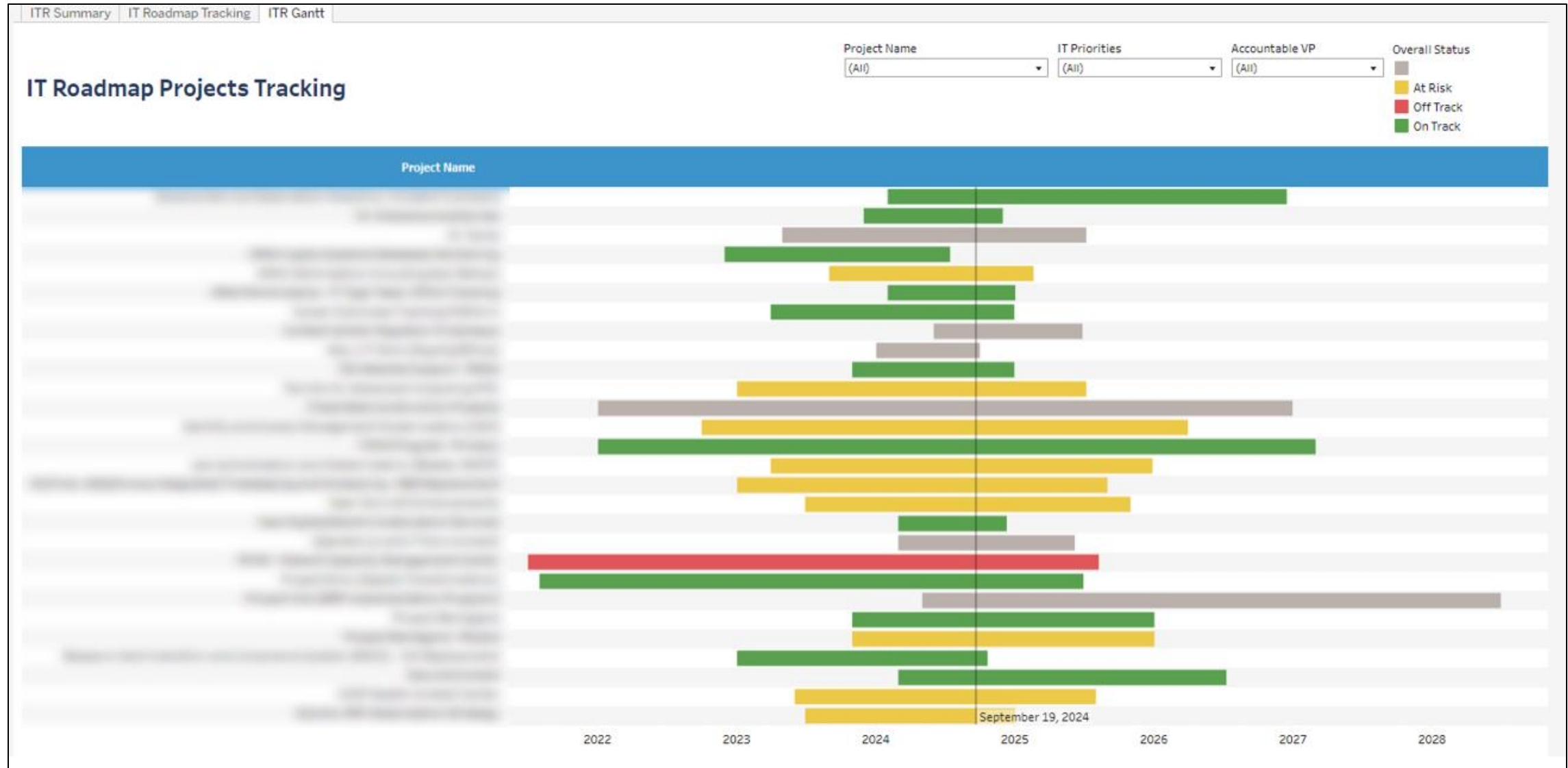
ITR Summary | IT Roadmap Tracking | ITR Gantt

IT Roadmap Projects Tracking

Project Name: (All) | IT Priorities: (All) | Accountable VP: (All)

Project Name	Manager	Accountable VP	Start Date	Finish Date	Days Since Last Status Report	Overall Status
[REDACTED]	Abramova, Galina	Tincher, Susan	15-Feb-24	30-Dec-26	84	On Track 
[REDACTED]	Maruoka, Andrew	Cucina, Russ	01-Dec-23	30-Nov-24	162	On Track 
[REDACTED]	Galvez, Victor	Lai, Ki	17-May-23	23-Jul-25		
[REDACTED]	Satterwhite, Tim	Lai, Ki	16-Dec-22	29-Jul-24	84	On Track 
[REDACTED]	Stickney, Vishnu	Rauschuber, Mark	11-Sep-23	28-Feb-25	45	At Risk 
[REDACTED]	Edwards-Newman, Armanda	Tincher, Susan	01-Feb-24	02-Jan-25	13	On Track 
[REDACTED]	Wood, Mike	Beers, Maggie	01-Apr-23	31-Dec-24	14	On Track 
[REDACTED]	Gwin, Ian	Tincher, Susan	04-Jun-24	30-Jun-25		
[REDACTED]	Manser, Margo	Rauschuber, Mark	01-Jan-24	30-Sep-24	14	
[REDACTED]	Adams, Dana M	Beers, Maggie	01-Nov-23	31-Dec-24	108	On Track 
[REDACTED]	Giri, Sandeep	Terrill, Mandy	26-Jan-23	31-Jul-25	16	At Risk 
[REDACTED]	Manser, Margo	Manser, Margo	01-Jan-22	31-Dec-26		
[REDACTED]	Bargiela, Manny	Tincher, Susan	01-Oct-22	31-Mar-26	20	At Risk 
[REDACTED]	Crissinger, Robert	Shumway, Sian	01-Jan-22	28-Feb-27	20	On Track 
[REDACTED]	Lichty, Wayne	Rauschuber, Mark	05-Apr-23	31-Dec-25	106	At Risk 
[REDACTED]	Taylor, Kara	Srivastava, Garima	01-Jan-23	01-Sep-25	16	At Risk 
[REDACTED]	Hylton, Noelle	Beers, Maggie	01-Jul-23	31-Oct-25	105	At Risk 
[REDACTED]	Unassigned, PM	Tincher, Susan	21-Mar-24	31-Dec-24	155	On Track 

IT Roadmap Projects Tracking





Carol Allen

Let Rego be your guide.

Allocations vs Actuals

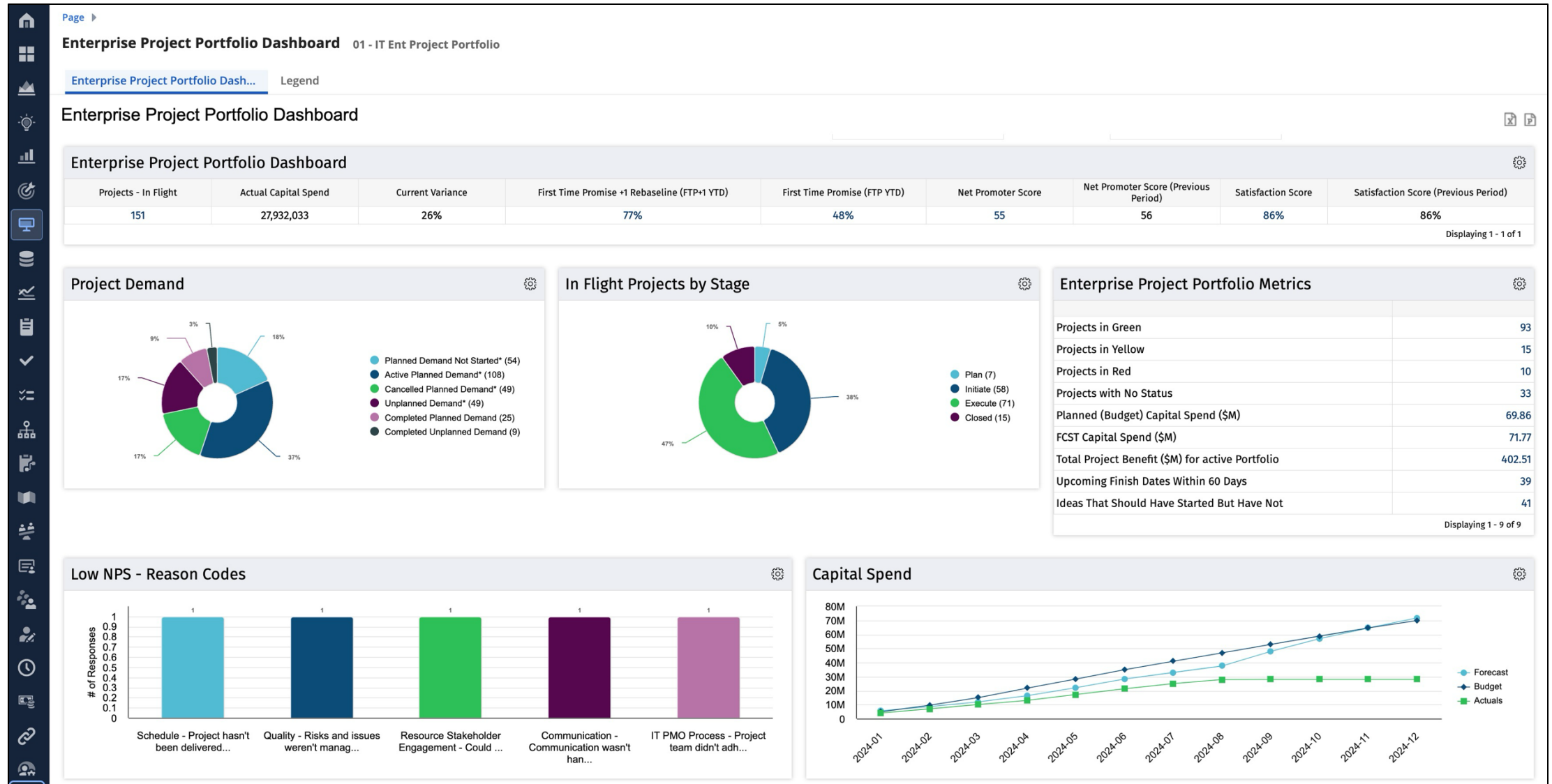
	A	B	C	D	E	F	G	H	I	J	K	L	M	N	O	P	Q	R	S	T	U	V	W	X	Y	Z	AA	AB	AC	AD	
1	HOVER HERE TO READ ABOUT THIS VIEW						January			February			March			April			May			June			July			August			
2	Team	Resource	Investment Rd	Investment	Investment	Inv Type	Alloc	Act	Del	Alloc	Act	Del	Alloc	Act	Del	Alloc	Act	Del	Alloc	Actu	Delt	Alloc	Actua	Delta	Alloc	Actu	Delta	Alloc	Actua	De	
3	Ent. Jira	Adams, Quentin	NIT-Project Man	PRJ0055821	SST Enterprise Jira	Product	0.75	0.34	0.41	0.75	0.83	-0.08	0.75	0.70	0.05	0.75	0.87	-0.12	0.75	0.76	-0.01	0.75	0.87	-0.12	0.75	0.76	-0.01	0.75	0.80	-0.05	
4	Ent. Jira	Adams, Quentin	NIT-Project Man	PRJ0058395	SST NIT/KC Jira	Product	0.05	0.00	0.05	0.05	0.00	0.05	0.05	0.00	0.05	0.05	0.00	0.05	0.05	0.00	0.05	0.05	0.00	0.05	0.01	0.00	0.01	0.01	0.00	0.01	
5	Ent. Jira	Adams, Quentin	NIT-Project Man	PRJ0059064	SST Absences 2024	Absence	0.12	0.61	-0.49	0.12	0.08	0.04	0.12	0.18	-0.06	0.12	0.02	0.10	0.12	0.13	-0.01	0.12	0.05	0.07	0.12	0.09	0.03	0.12	0.09	0.03	
6	Ent. Jira	Adams, Quentin	NIT-Project Man	PRJ0059096	SST Administrative 2024	Administrative	0.03	0.04	-0.01	0.03	0.07	-0.04	0.03	0.07	-0.04	0.03	0.08	-0.05	0.03	0.05	-0.02	0.03	0.06	-0.03	0.03	0.06	-0.03	0.03	0.06	-0.03	
7	Ent. Jira	Adams, Quentin	NIT-Project Man	PRJ0059098	SST Professional Development 2024	Administrative	0.03	0.00	0.03	0.03	0.00	0.03	0.03	0.00	0.03	0.03	0.03	0.00	0.03	0.00	0.03	0.03	0.00	0.03	0.03	0.03	0.05	-0.02	0.03	0.00	0.03
8	Ent. Jira	Adams, Quentin	NIT-Project Man	PRJ0059152	SST Core Services 2024	Ops and Maintenance	0.10	0.03	0.07	0.10	0.06	0.04	0.10	0.06	0.04	0.10	0.06	0.04	0.10	0.05	0.05	0.10	0.06	0.04	0.10	0.05	0.05	0.10	0.06	0.04	
9	FedPPM	Allen, Carol	NIT-Trainer	PRJ0058375	SST FedPPM	Product	0.50	0.28	0.22	0.50	0.37	0.13	0.45	0.40	0.05	0.45	0.55	-0.10	0.45	0.49	-0.04	0.45	0.50	-0.05	0.45	0.37	0.08	0.40	0.41	-0.01	
10	FedPPM	Allen, Carol	NIT-Trainer	PRJ0058384	SST Rally	Product	0.02	0.00	0.02	0.02	0.01	0.01	0.02	0.00	0.02	0.02	0.00	0.02	0.02	0.00	0.02	0.02	0.00	0.02	0.00	0.02	0.01	0.01	0.02	0.02	0.00
11	FedPPM	Allen, Carol	NIT-Trainer	PRJ0058395	SST NIT/KC Jira	Product	0.00	0.00	0.00	0.00	0.00	0.00	0.00	0.00	0.00	0.00	0.00	0.00	0.00	0.00	0.00	0.00	0.00	0.00	0.00	0.00	0.00	0.00	0.00	0.00	
12	FedPPM	Allen, Carol	NIT-Trainer	PRJ0055821	SST Enterprise Jira	Product	0.15	0.29	-0.14	0.15	0.28	-0.13	0.20	0.20	0.00	0.20	0.13	0.07	0.20	0.13	0.08	0.20	0.15	0.05	0.15	0.16	-0.01	0.20	0.14	0.06	
13	FedPPM	Allen, Carol	NIT-Trainer	PRJ0059064	SST Absences 2024	Absence	0.12	0.18	-0.06	0.12	0.15	-0.03	0.12	0.26	-0.14	0.12	0.12	0.00	0.12	0.27	-0.15	0.12	0.12	0.00	0.12	0.33	-0.21	0.12	0.15	-0.03	
14	FedPPM	Allen, Carol	NIT-Trainer	PRJ0059096	SST Administrative 2024	Administrative	0.03	0.03	0.00	0.03	0.06	-0.03	0.03	0.03	0.00	0.03	0.03	0.00	0.03	0.02	0.01	0.03	0.04	-0.01	0.03	0.01	0.02	0.03	0.06	-0.03	
15	FedPPM	Allen, Carol	NIT-Trainer	PRJ0059098	SST Professional Development 2024	Administrative	0.03	0.01	0.02	0.03	0.00	0.03	0.03	0.00	0.03	0.03	0.00	0.03	0.00	0.03	0.00	0.03	0.00	0.03	0.03	0.01	0.02	0.03	0.02	0.01	
16	FedPPM	Allen, Carol	NIT-Trainer	PRJ0059152	SST Core Services 2024	Ops and Maintenance	0.10	0.23	-0.13	0.10	0.13	-0.03	0.10	0.13	-0.03	0.10	0.21	-0.11	0.10	0.11	-0.01	0.10	0.23	-0.13	0.10	0.12	-0.02	0.10	0.23	-0.13	
17	Ent. Jira	Anderson, Sherree	NIT-Project Man	PRJ0059064	SST Absences 2024	Absence	0.12	0.09	0.03	0.12	0.10	0.02	0.12	0.00	0.12	0.12	0.05	0.07	0.12	0.26	-0.14	0.12	0.05	0.07	0.12	0.17	-0.05	0.12	0.05	0.07	
18	Ent. Jira	Anderson, Sherree	NIT-Project Man	PRJ0059096	SST Administrative 2024	Administrative	0.03	0.07	-0.04	0.03	0.08	-0.05	0.03	0.04	-0.01	0.03	0.04	-0.01	0.03	0.09	-0.06	0.03	0.00	0.03	0.03	0.04	-0.01	0.03	0.15	-0.12	
19	Ent. Jira	Anderson, Sherree	NIT-Project Man	PRJ0059098	SST Professional Development 2024	Administrative	0.03	0.01	0.02	0.03	0.00	0.03	0.03	0.01	0.02	0.03	0.00	0.03	0.03	0.02	0.01	0.03	0.00	0.03	0.03	0.00	0.03	0.03	0.06	-0.03	
20	Ent. Jira	Anderson, Sherree	NIT-Project Man	PRJ0059152	SST Core Services 2024	Ops and Maintenance	0.10	0.15	-0.05	0.10	0.19	-0.09	0.10	0.44	-0.34	0.10	0.29	-0.19	0.30	0.05	0.25	0.30	0.00	0.30	0.19	0.11	0.30	0.18	0.12		
21	Ent. Jira	Anderson, Sherree	NIT-Project Man	PRJ0055821	SST Enterprise Jira	Product	0.75	0.68	0.07	0.75	0.64	0.11	0.75	0.52	0.23	0.75	0.63	0.13	0.75	0.58	0.17	0.75	0.95	-0.20	0.75	0.60	0.15	0.75	0.57	0.18	
22	FedPPM	Chen, Mei-Jing	NIT-Developer	PRJ0058375	SST FedPPM	Product	0.60	0.73	-0.13	0.60	0.68	-0.08	0.60	0.58	0.02	0.60	0.67	-0.07	0.60	0.61	-0.01	0.60	0.71	-0.11	0.60	0.75	-0.15	0.60	0.82	-0.22	
23	FedPPM	Chen, Mei-Jing	NIT-Developer	PRJ0059064	SST Absences 2024	Absence	0.12	0.17	-0.05	0.12	0.11	0.01	0.12	0.24	-0.12	0.12	0.08	0.04	0.12	0.20	-0.08	0.12	0.14	-0.02	0.12	0.10	0.02	0.12	0.05	0.07	
24	FedPPM	Chen, Mei-Jing	NIT-Developer	PRJ0059096	SST Administrative 2024	Administrative	0.03	0.00	0.03	0.03	0.03	0.00	0.03	0.01	0.02	0.03	0.05	-0.02	0.03	0.02	0.01	0.03	0.03	0.00	0.03	0.02	0.01	0.03	0.03	0.00	
25	FedPPM	Chen, Mei-Jing	NIT-Developer	PRJ0059098	SST Professional Development 2024	Administrative	0.03	0.01	0.02	0.03	0.00	0.03	0.03	0.02	0.01	0.03	0.00	0.03	0.03	0.00	0.03	0.03	0.01	0.02	0.03	0.01	0.02	0.03	0.00	0.03	
26	FedPPM	Chen, Mei-Jing	NIT-Developer	PRJ0059152	SST Core Services 2024	Ops and Maintenance	0.10	0.07	0.03	0.10	0.12	-0.02	0.10	0.09	0.01	0.10	0.14	-0.04	0.10	0.13	-0.03	0.10	0.11	-0.01	0.10	0.12	-0.02	0.10	0.09	0.01	
27	FedPPM	Chen, Mei-Jing	NIT-Developer	PRJ0055821	SST Enterprise Jira	Product	0.10	0.02	0.08	0.10	0.06	0.04	0.10	0.07	0.03	0.10	0.05	0.05	0.10	0.04	0.06	0.10	0.01	0.09	0.10	0.00	0.10	0.10	0.00	0.10	
28	Ent. Jira	Close, Michael	NIT-Customer Su	PRJ0058375	SST FedPPM	Product	0.65	0.51	0.14	0.65	0.57	0.08	0.75	0.48	0.27	0.75	0.70	0.05	0.75	0.61	0.14	0.75	0.50	0.25	0.75	0.70	0.05	0.75	0.53	0.22	
29	FedPPM	Close, Michael	NIT-Customer Su	PRJ0059064	SST Absences 2024	Absence	0.12	0.18	-0.06	0.12	0.13	-0.01	0.12	0.25	-0.13	0.12	0.01	0.11	0.12	0.10	0.02	0.12	0.32	-0.20	0.12	0.05	0.07	0.12	0.23	-0.11	
30	FedPPM	Close, Michael	NIT-Customer Su	PRJ0059096	SST Administrative 2024	Administrative	0.03	0.08	-0.05	0.03	0.10	-0.07	0.03	0.02	0.01	0.03	0.02	0.01	0.03	0.04	-0.01	0.03	0.03	0.00	0.03	0.03	0.00	0.03	0.02	0.01	
31	FedPPM	Close, Michael	NIT-Customer Su	PRJ0059152	SST Core Services 2024	Ops and Maintenance	0.10	0.17	-0.07	0.10	0.17	-0.07	0.10	0.21	-0.11	0.10	0.22	-0.12	0.10	0.20	-0.10	0.10	0.11	-0.01	0.10	0.19	-0.09	0.10	0.18	-0.08	
32	FedPPM	Close, Michael	NIT-Customer Su	PRJ0059098	SST Professional Development 2024	Administrative	0.03	0.05	-0.02	0.03	0.04	-0.01	0.03	0.04	-0.01	0.03	0.04	-0.01	0.03	0.06	-0.03	0.03	0.04	-0.01	0.03	0.03	0.00	0.03	0.04	-0.01	

Other Client Examples

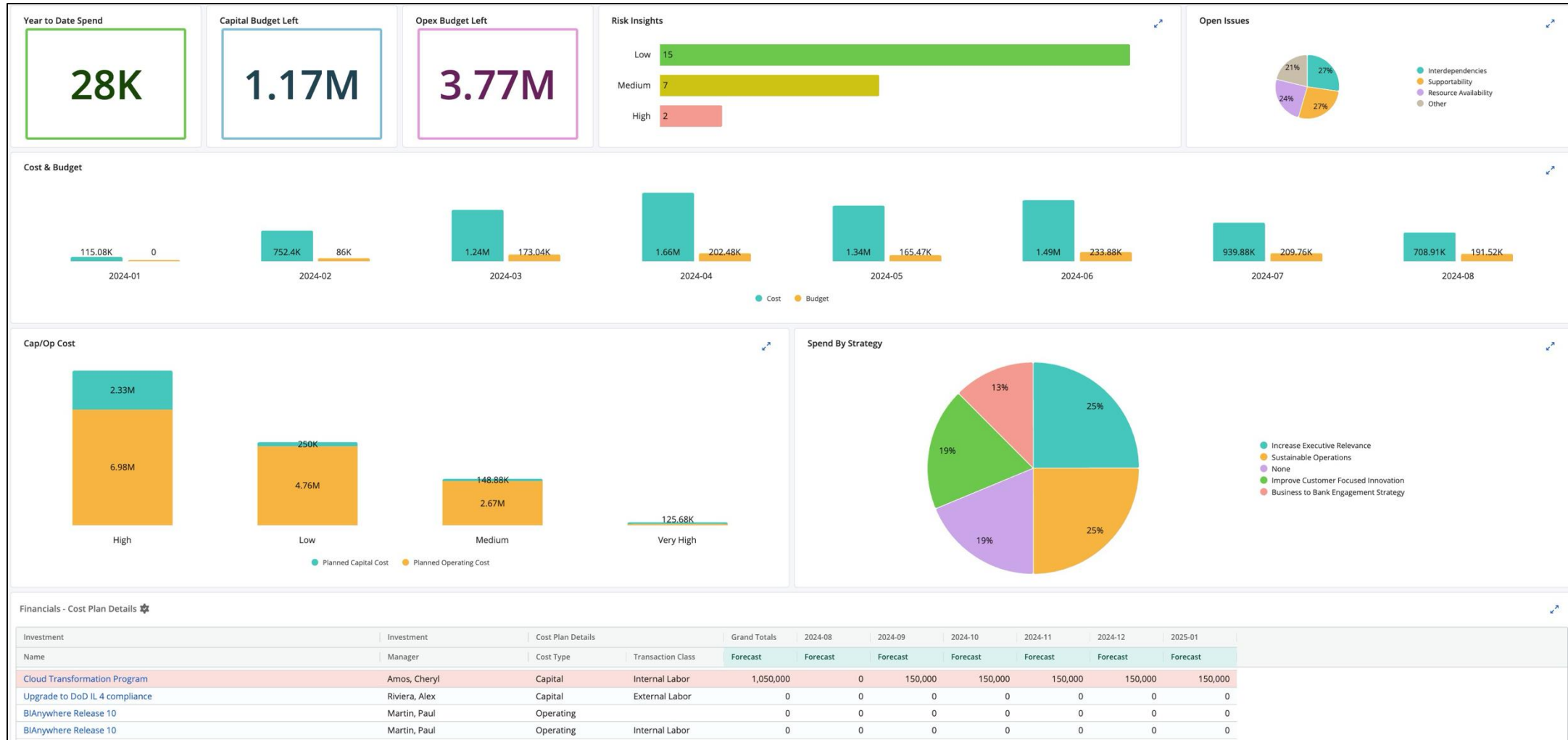
Lulu Wang / Ross Hensel

Let Rego be your guide.

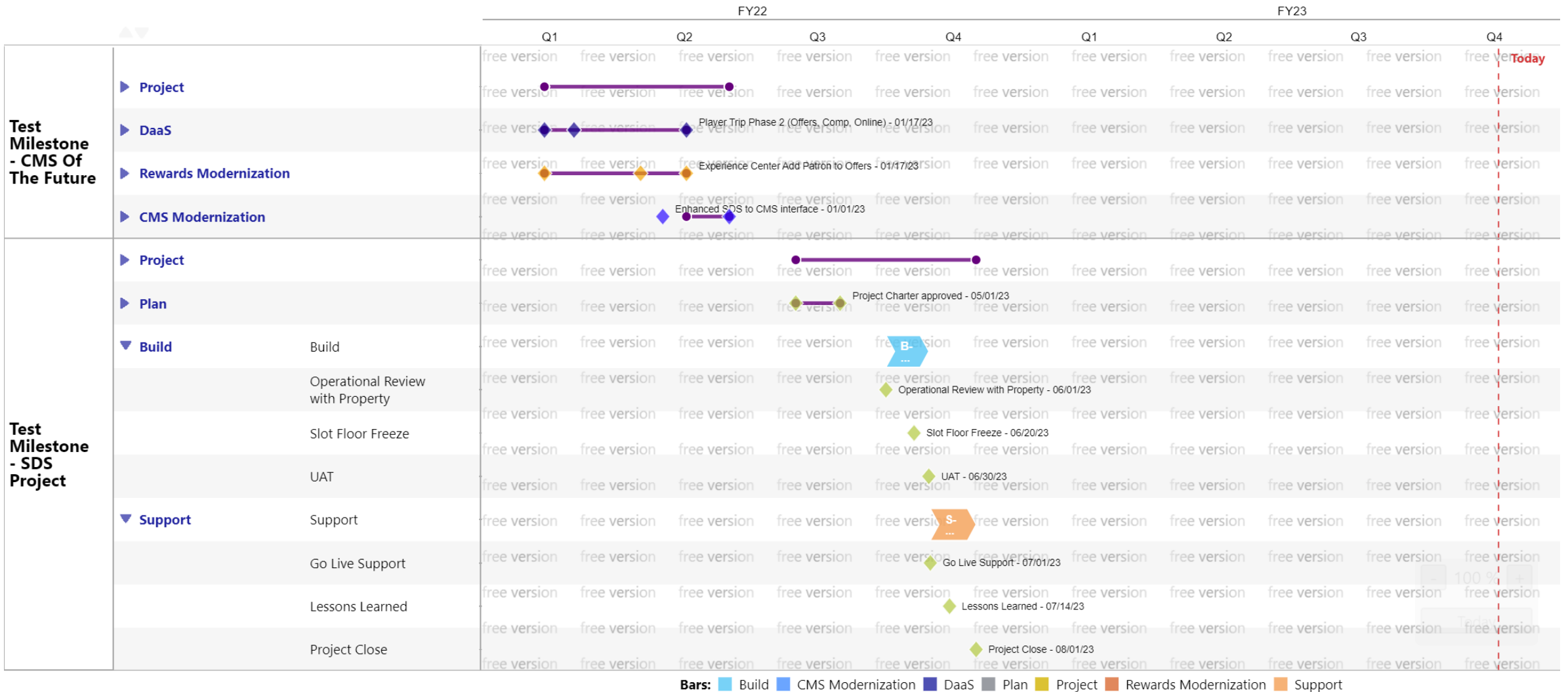
Portlet Based – PMO Dashboard



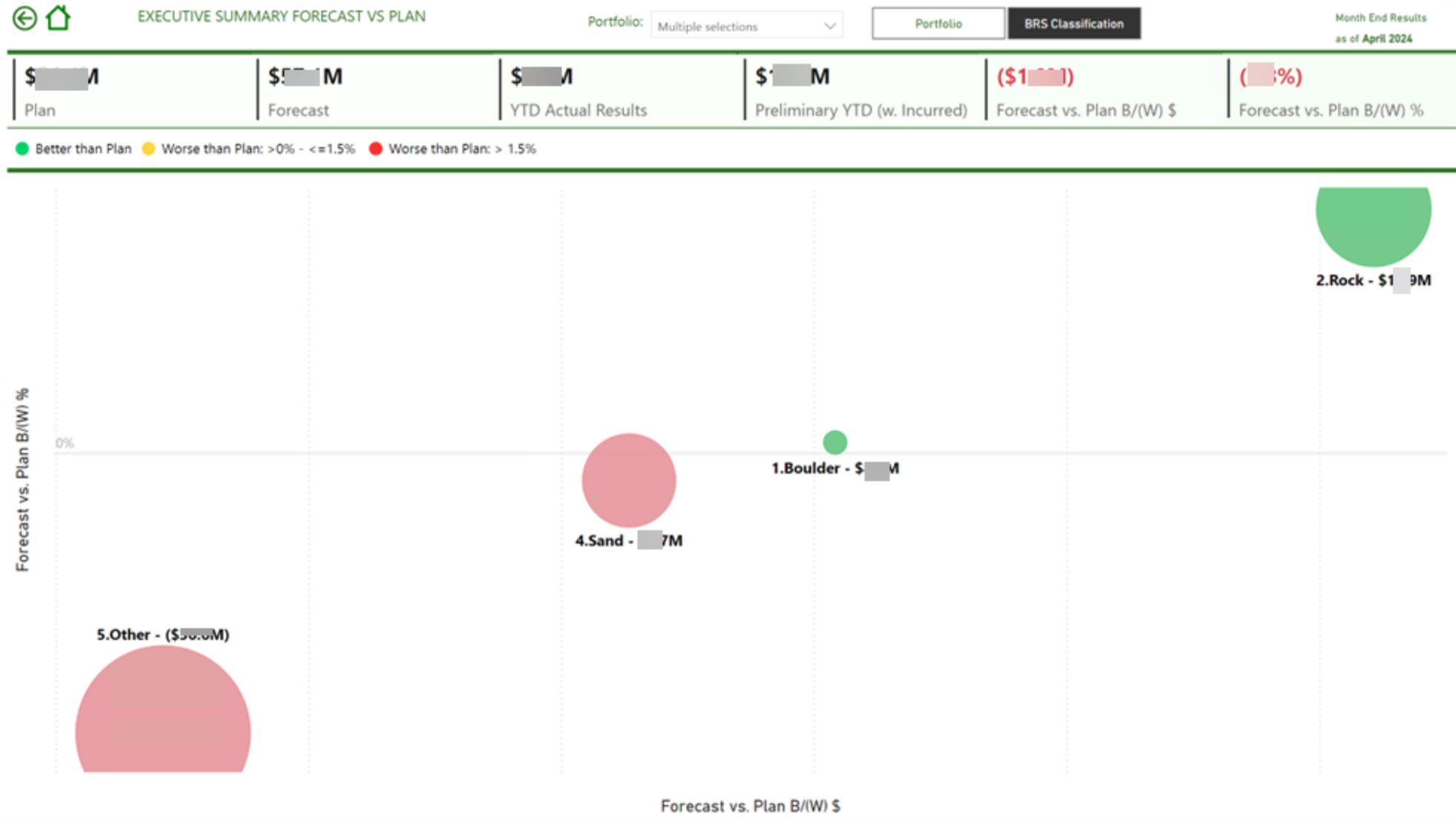
Canvas with Widgets



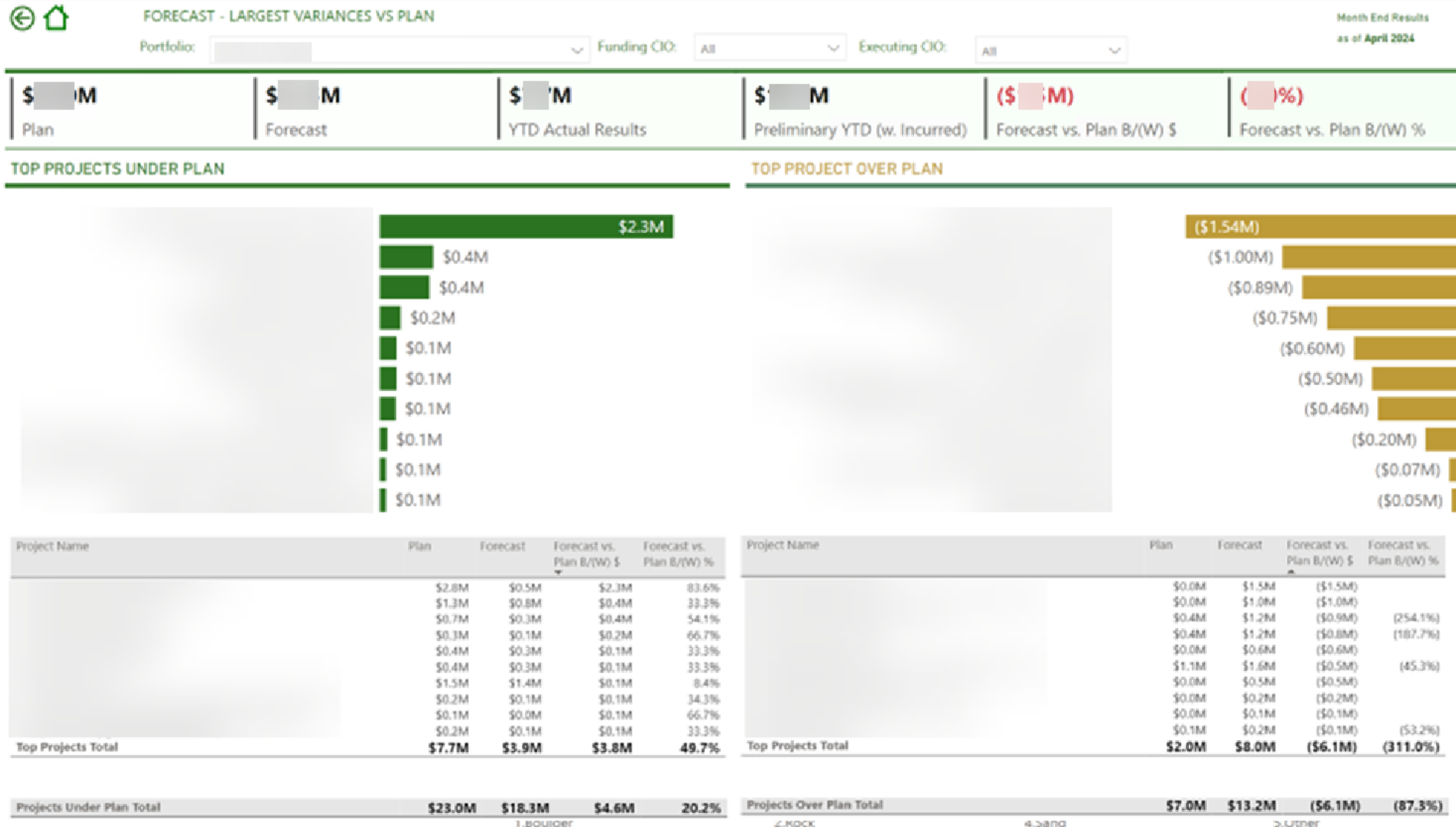
Gantt – Project/Phase



Forecast vs Plan



Forecast vs Plan - Largest Variance



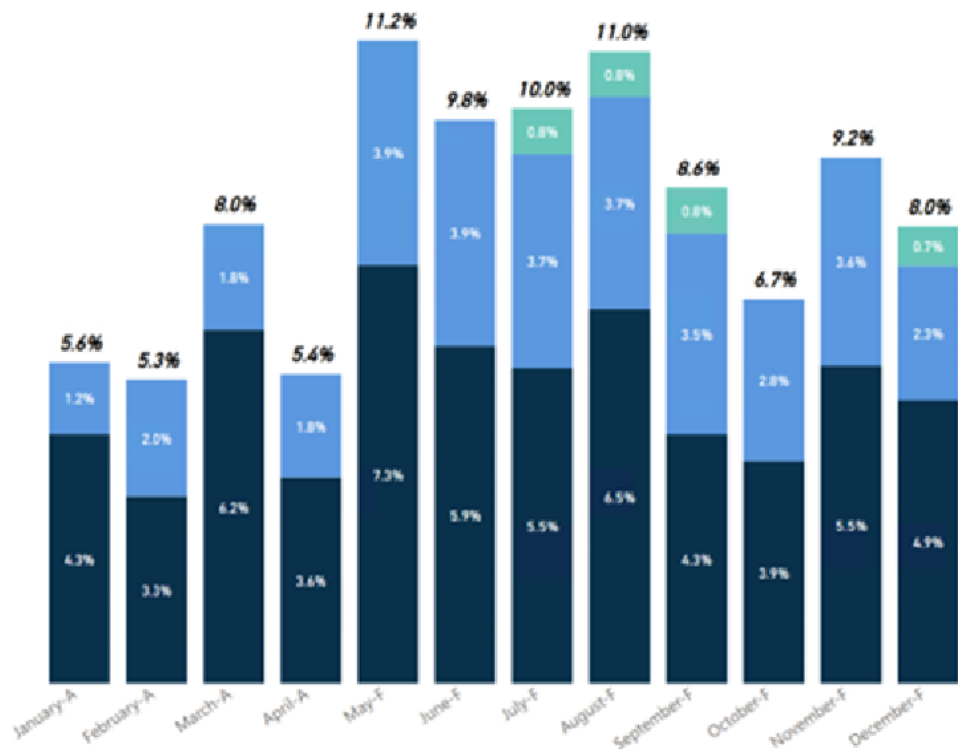
Forecast by Transaction Class

← 🏠 FORECAST BY TRANSACTION CLASS Month End Results as of April 2024
 Portfolio:

\$ M | \$ M | \$ M | \$0.0 | \$ DK | \$ DK
 Forecast | External Labor | Internal Labor | Hardware | Software | Other

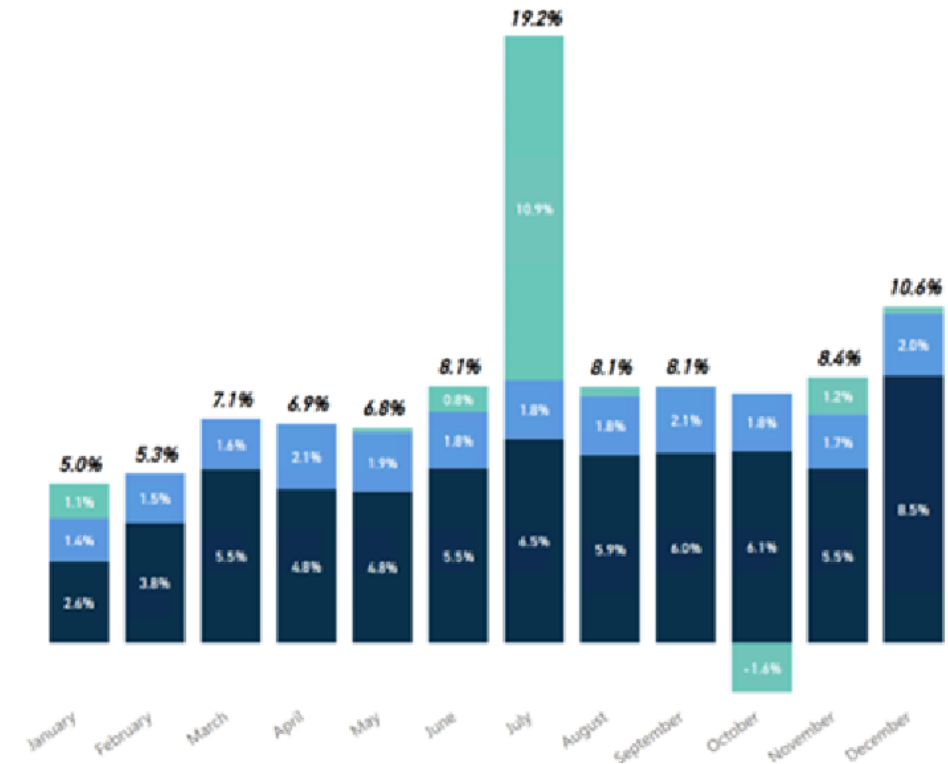
% OF FORECAST

● External Labor ● Hardware ● Internal Labor ● Software



HISTORICAL AVERAGE SPEND

● External Labor ● Hardware ● Internal Labor ● Software



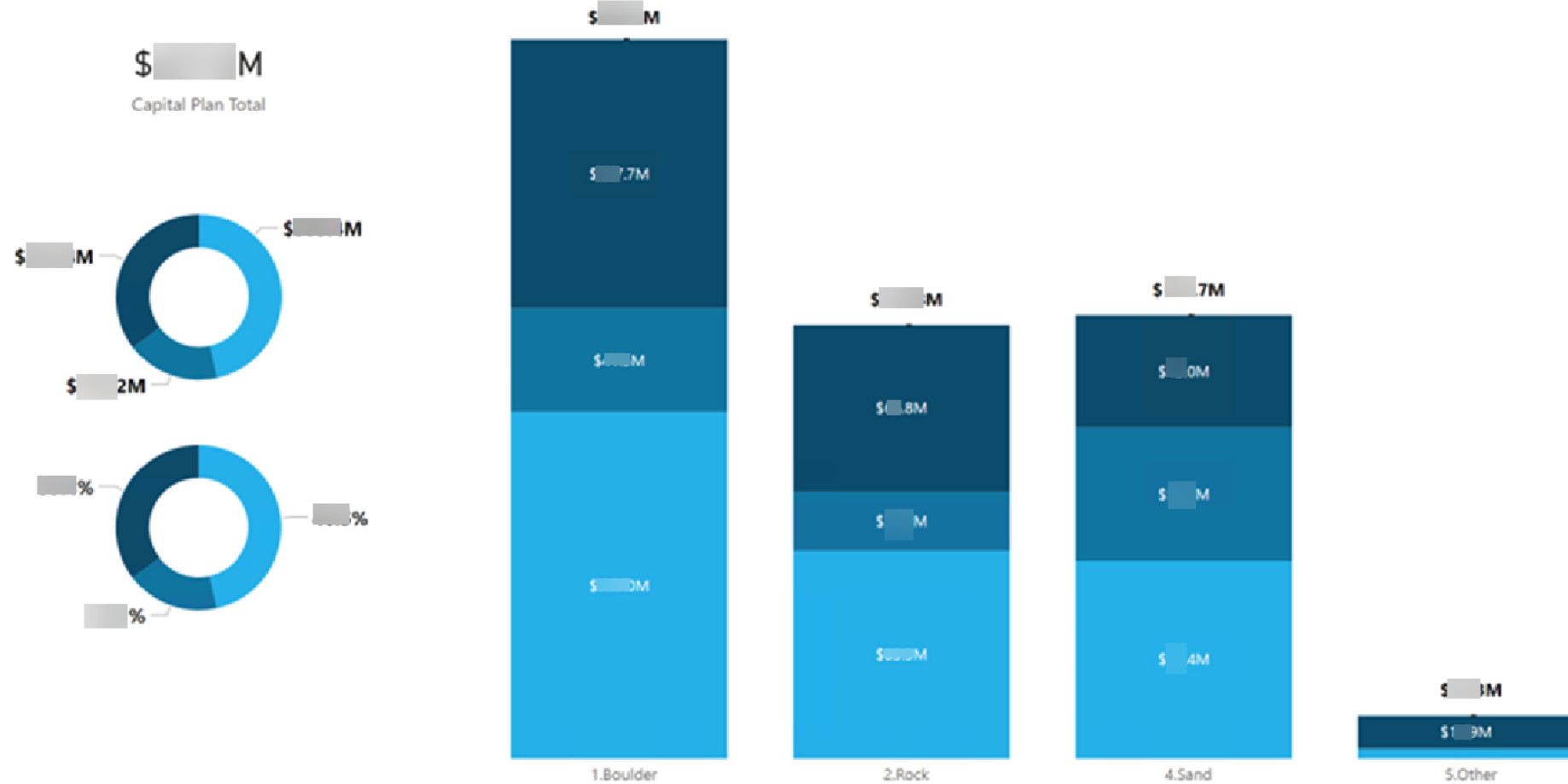
YTD Spend vs Plan

YTD SPEND vs PLAN

Portfolio: All Executing CIO: All Month End Results as of June 2024

TOTAL BY BRS CLASSIFICATION

● Preliminary YTD (w. Incurred) ● Approved Budget Balance ● Plan Balance - Capital Plan Total



License Tracking

You are viewing 315 resource(s) from 16 manager(s)
 Last Refreshed: 1/3/2024 3:14:12 PM

Resource Manager: All | OBS Level 1, 2, 3, Full Path: All | License Status: Active | Employment Type: All

License Summary

- Active Licenses: 316
- All Licenses: 316
- Full: 308
- Locked Licenses: 11
- Restricted: 5
- Inactive Licenses: 7
- View Only: 3


How many Resources are in each group, and how many percent has an Active License?

Group	Resources	Active License %
IT	97	100%
Business Transformation	54	100%
Product Management	50	100%
Product Development	40	100%
Sales & Marketing	21	100%
Human Resources	15	100%

OBS Level 1	Full	Restricted	View Only	Total
IT	97			97
Business Transformation	54			54
Product Management	50			50
Product Development	40			40
Sales & Marketing	21			21
Human Resources	15			15
Total	308	5	3	316

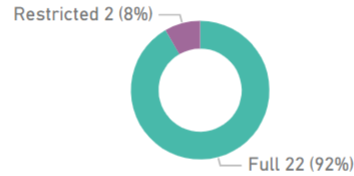
Resource	User Name	Resource Manager	License Type	License Status	OBS Level 1	OBS Path
Abbott, Karl	karl	Hensel, Ross	Full	Active	Product Management	Product Manager
Adams, Benjamin	benjaminAdams	Miller, Robert	Full	Active	Business Transformation	Business Transforma
Agile, Andre	aagile	Miller, Rosie	Full	Active	Human Resources	Human Resources
Allen, Timothy	Demo	Hensel, Ross	Full	Active	Product Development	Product Developer
Alvarez, Corine	corineAlvarez	Miller, Robert	Full	Active	Business Transformation	Business Transforma
America, Captain	diane	Miller, Rosie	Full	Active	IT	IT
Amos, Cheryl	camos	Hensel, Ross	Full	Active	IT	IT Development
Anderson, Christopher	christopherAnderson	Tennyson, Peter	Full	Active	Product Development	Product Developer
Andrews, Jason	jasonAndrews	Tennyson, Peter	Full	Active	Product Development	Product Developer
Angelo, Michael	michaelAngelo	Tennyson, Peter	Full	Active	Product Development	Product Developer
Angus, Walt	walta	Reling, Lynn	Full	Active	Product Management	Product Manager
Armstrong, Rachel	ra	Malone, Rosie	Full	Active	Sales & Marketing	Sales & Marketing
BA, Bonnie	bba	Miller, Rosie	Full	Active	Human Resources	Human Resources
Baker, Gregory	gregoryBaker	Tennyson, Peter	Full	Active	Product Development	Product Developer
Baker, Jesse	jesseBaker	Tennyson, Peter	Full	Active	Product Development	Product Developer
Baker, Stacey	staceyBaker	Hensel, Ross	Full	Active	Business Transformation	Business Transforma
Barnes, Howard	howardBarnes	Tennyson, Peter	Full	Active	Product Development	Product Developer
Total						

License Exception


 You are viewing 315 resource(s) from 16 manager(s)
 Resource Manager
OBS Level 1. 2. 3. Full Path
License Status
Employment Type

Last Refreshed: 1/3/2024 3:14:12 PM
All
All
Active
All

Inactive Users with Active Licenses



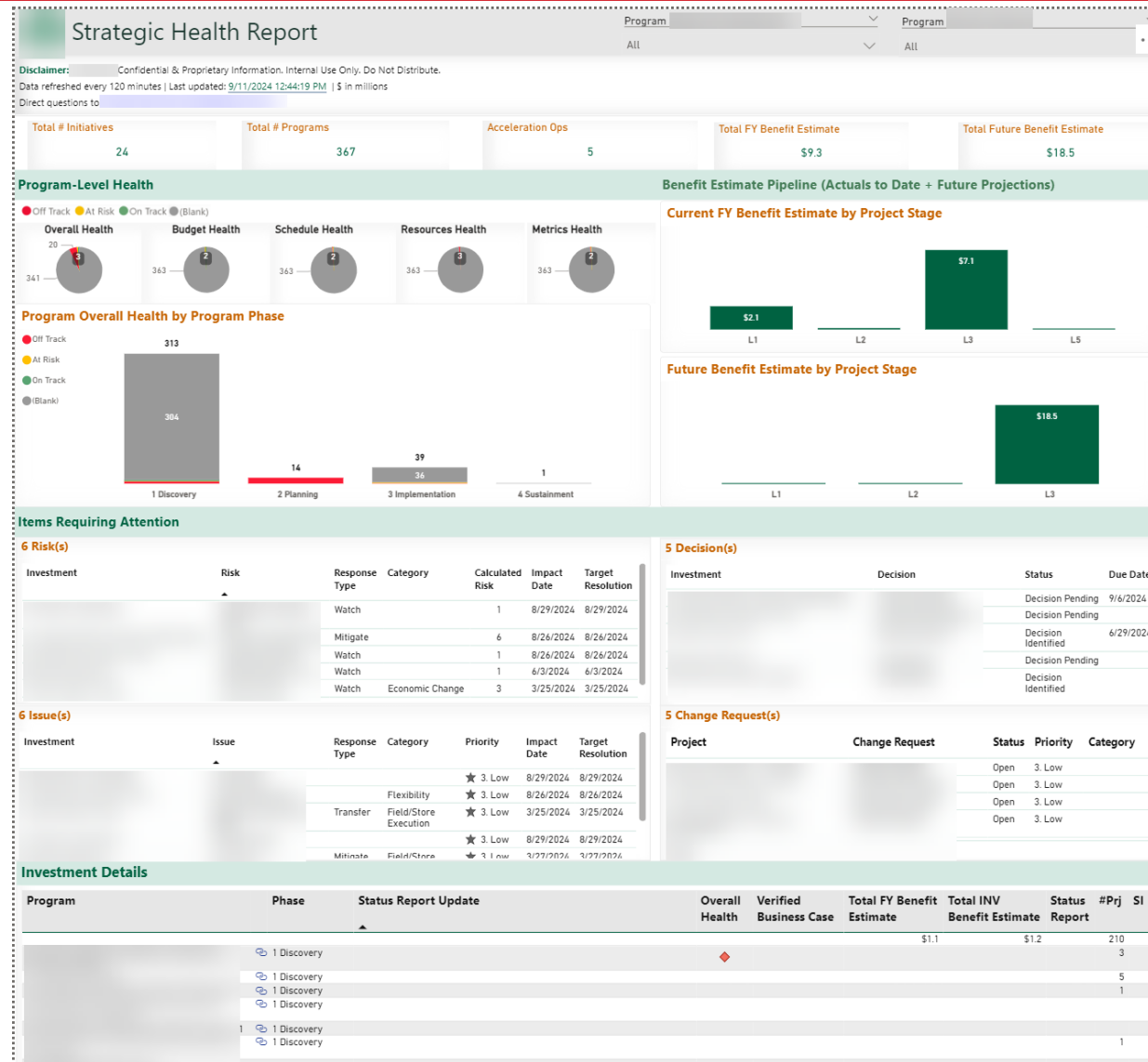
License Type	Resource	Resource Manager	Resource Type	Employment Type
Full	Allen, Timothy	Hensel, Ross	Labor	Employee
Full	Angus, Walt	Reling, Lynn	Labor	Employee
Restricted	Calendar, Standard		Labor	Employee
Full	Chan, James	Reling, Lynn	Labor	Employee
Full	Davis, Mark	Reling, Lynn	Labor	Employee
Restricted	Exec, Xoom	Administrator, Clar...	Labor	Employee
Full	Furneau, Sonja	Reling, Lynn	Labor	Employee
Full	Hoefgen, Mike	Reling, Lynn	Labor	Employee
Full	Kiso, Glenn	Reling, Lynn	Labor	Employee
Full	Kotlinski, Jason	Reling, Lynn	Labor	Employee
Full	Latvala, Patty	Reling, Lynn	Labor	Employee
Full	Lichtenauer, Mary	Reling, Lynn	Labor	Employee
Full	Page, Doug	Reling, Lynn	Labor	Employee
Full	Perry, Dave	Toland, Ryan	Labor	Employee
Full	Poston, Alyson	Reling, Lynn	Labor	Employee
Full	Pratt, Kael	Reling, Lynn	Labor	Employee
Full	Presales, Xoom	Administrator, Clar...	Labor	Employee
Full	Reling, Lynn	Reling, Lynn	Labor	Employee
Full	Schulze, Matt	Toland, Ryan	Labor	Employee
Full	Templeton, Michelle	Reling, Lynn	Labor	Employee
Full	Thoke, Shannon	Reling, Lynn	Labor	Employee
Full	Toland, Ryan	Reling, Lynn	Labor	Employee
Full	Vaught, Bob	Toland, Ryan	Labor	Employee
Full	Weck, Ruwani	Toland, Ryan	Labor	Employee

Terminated Users with Active Licenses

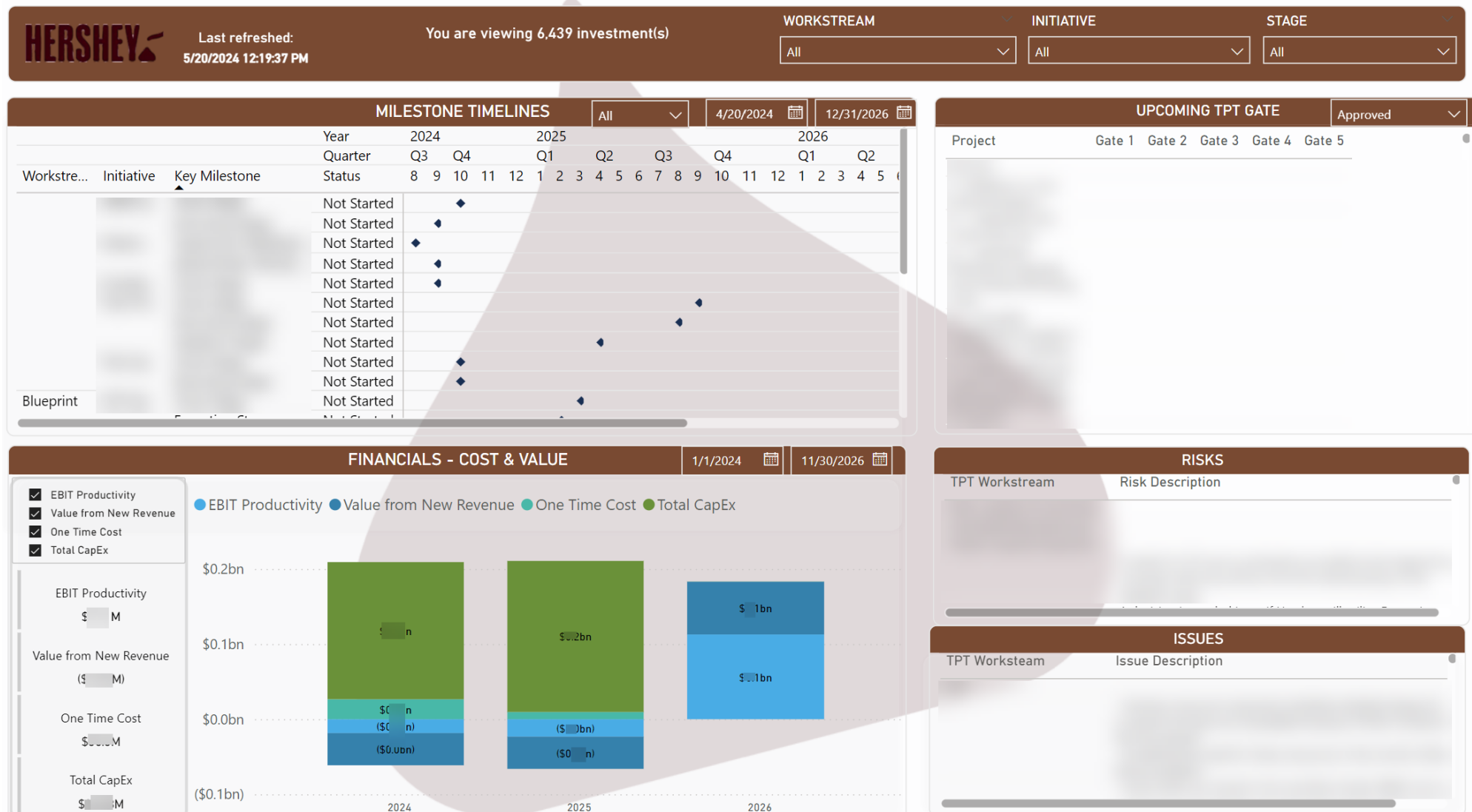


License Type	Resource	Resource Manager	Resource Type	Employment Type	Termination Date
Full	Security, Test		Labor	Employee	7/7/2023
Full	Morgan, Christi	Administrator, Clarity	Labor	Employee	6/30/2023
Full	Parker, Ashley	Miller, Rosie	Labor	Employee	8/26/2022
Total					

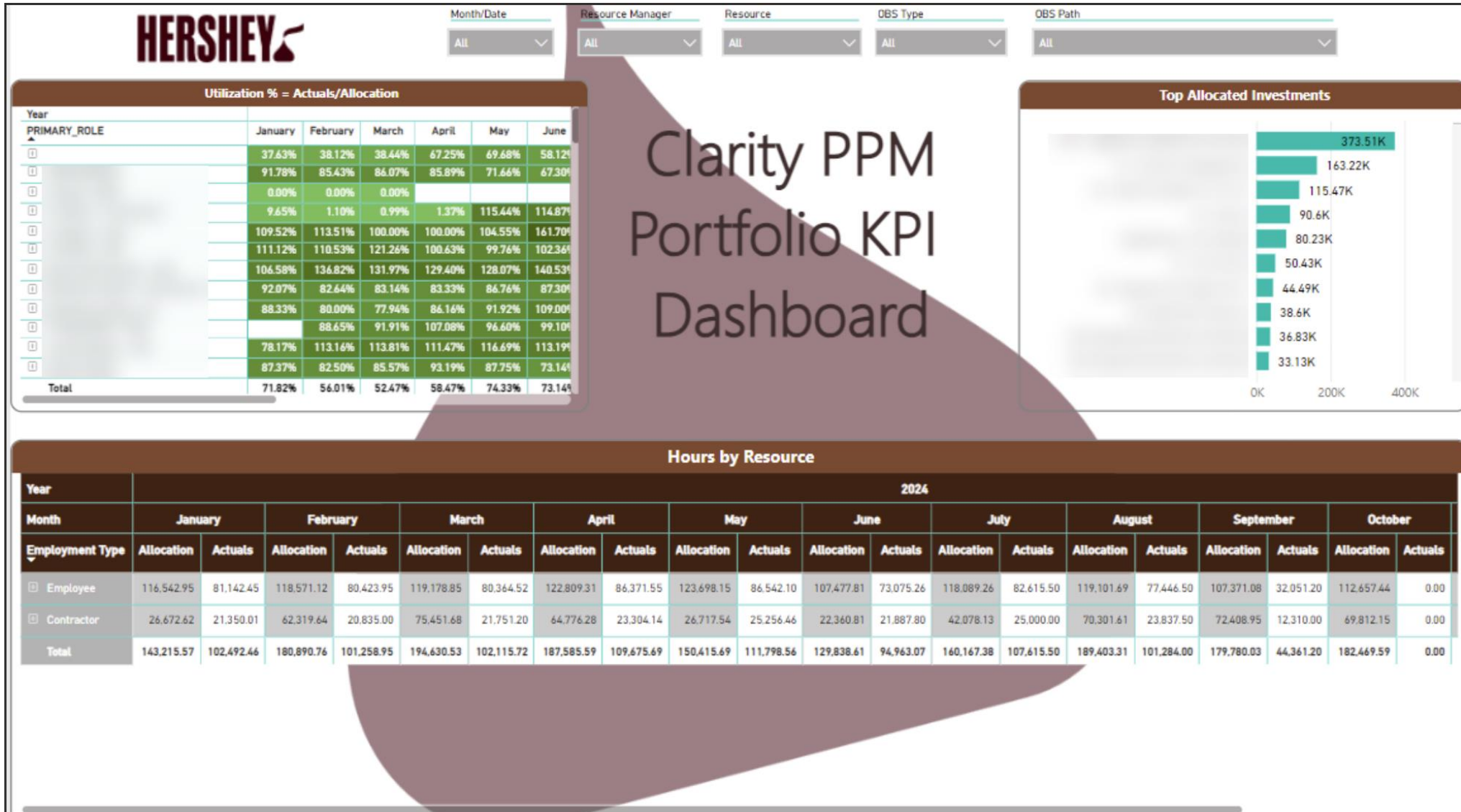
Strategic Health



Hierarchy Dashboard



Allocations vs Actuals



Clarity PPM
Portfolio KPI
Dashboard

Additional Resources

- [Rego Webinars:](#)

- [Rego's Free Clarity Power BI Dashboards: A Deep Dive – Part 1](#)
- [Rego's Free Clarity Power BI Dashboards: A Deep Dive – Part 2](#)
- [Winning Reporting Strategies](#)

- Rego Free Trainings:

- [PowerBI](#) (repeats monthly)
- [Jaspersoft](#) (repeats monthly)

- RegoXchange

- [PowerBI Reports](#)

- Filter for:

- PowerBI Report ▾

Related Modules ▾


theBasiX ▾

Questions?



Surveys

Please take a few moments to fill out the class survey.
Your feedback is extremely important for future events.



Thank You For Attending Rego University

Instructions for PMI credits

- Access your account at pmi.org
- Click on **Certifications**
- Click on **Maintain My Certification**
- Click on **Visit CCR's** button under the **Report PDU's**
- Click on **Report PDU's**
- Click on **Course or Training**
- Class Provider = **Rego Consulting**
- Class Name = **regoUniversity**
- Course **Description**
- Date Started = **Today's Date**
- Date Completed = **Today's Date**
- Hours Completed = **1 PDU per hour of class time**
- Training classes = **Technical**
- Click on **I agree** and **Submit**



Let us know how we can improve!
Don't forget to fill out the class survey.



Phone

888.813.0444



Email

info@regoconsulting.com



Website

www.regouniversity.com