



regoUniversity

KANSAS CITY • 2024

Sponsored by
ValueOps
by Broadcom

Clarity
by Broadcom

Rally
by Broadcom

ConnectALL
by Broadcom

Insights
by Broadcom

Clarity and Agile Integration: Bi-Modal IT

Your Guides:

Rob Greca - Managing Director

Jeff Barschaw - Director, Agile Practice

Part I: Introduction

Are you struggling with implementing Agile tools in addition to Clarity?
This class will review best practices for implementing agile tools in conjunction with Clarity - living in a Bi-Modal world. We will discuss how Clarity can be used to govern both types of work and teams and how Agile tools should interface into Clarity.



Introductions

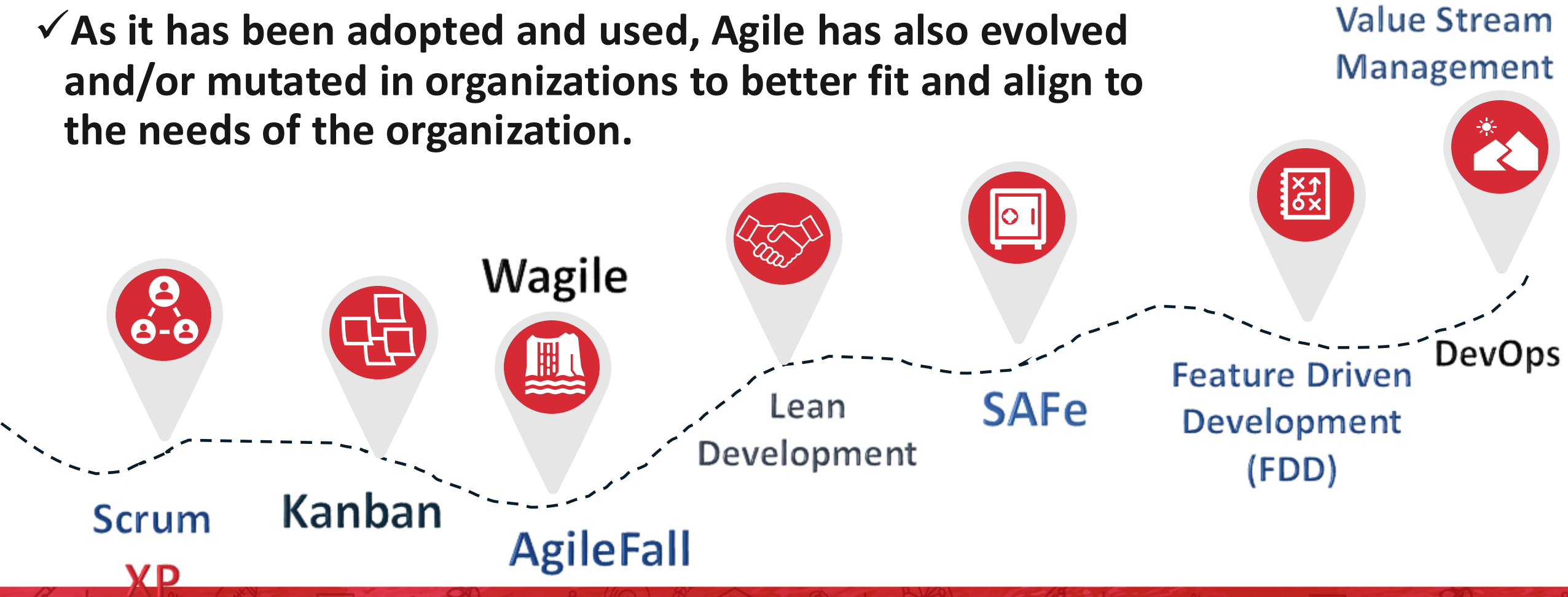
- Take 5 Minutes
- Turn to a Person Near You
- Introduce Yourself
- Business Cards

Agenda

- An Agile Revolution and Evolution
- Integrations
- Consolidations
- Transformation
- Personas
- Connectors

An Agile Revolution and Evolution

- ✓ Agile Development approaches were introduced more than 20 years ago!
- ✓ As it has been adopted and used, Agile has also evolved and/or mutated in organizations to better fit and align to the needs of the organization.



Agile doesn't always mean Organizational Agility



General Reasons for Connecting your PPM and Agile Tools



Reporting/Transparency

- Decision-makers want a "one-stop-shop" for monitoring investments



Financial

- Provide Clarity with Time Tracking information from Agile tools



Time Tracking

- Avoid duplicate time-entry



Resource Management

- Generate an understanding of how people are utilized



Agnostic Work Management

- Gain insight and consistency no matter what delivery methods are used

But One Size Does NOT Fit All

Here at Rego, we meet you where you are on your Journey. If you are looking for simple tool integration or more organizational transformation, we are here to help.




Question: Where are you?

Let Rego be your guide.



Three General Approaches:



INTEGRATE




CONSOLIDATE



TRANSFORM

Integration Approach:



Rego's Most Basic Approach – All about System-to-System Integration

INTEGRATE

- Is a **GOOD** fit, if you:
 - Have mature tools and processes
 - Have come to agreements with Finance on needs and expectations
 - Need tool to tool integration (Clarity to your Agile tool) for information and updates

- Is not for Organizations who need:
 - More consolidated data and reports
 - Need coaching or organizational change help
 - Need to normalize data across lots of Agile and PPM tools

Consolidation Approach:



Rego's Intermediary Solution: Besides integration, we help with data consolidation and normalization

CONSOLIDATE

- **Is a GOOD fit, if you:**

- Are maturing your methodologies
- Have come to some agreements with Finance on needs and expectations
- Need tool to tool integration (Clarity to your Agile tool) for information and updates
- Want to normalize data and remove manual intervention between systems

- **Is not for Organizations who need:**

- Transformational help
- Need coaching or organizational change help
- Just want tool to tool integration

Transformation Approach:




Rego's Most Advanced Approach, we help you transform your development

TRANSFORM

- **Is a GOOD fit, if you:**
 - Have Leadership buy in
 - Have commitment from Finance
 - Want transformational coaching
 - Want help with reporting and consolidated outputs

- **Is not for Organizations who:**
 - Want tool to tool basic integration
 - Still need Finance to buy in or Leadership support
 - Don't want to change approaches

Three General Approaches:



INTEGRATE

Agile and PPM Tools
Focus



CONSOLIDATE

Agile and PPM
Tools +
Data/Content
Normalization



TRANSFORM

Agile and PPM
Tools +
Data/Content
Normalization +
Coaching and
Transformation

Impacted Personas

And How Rego Transformation Targets Success



regoUniversity


KANSAS CITY • 2024

Rego's Persona-Based Approach:

With HUNDREDS of clients and decades of experience, we map toward personas to drive value and focused impact. Besides the Agile teams, we align workshops to personas to keep all impacted parties invested in change.




Finance




Product Owner(s)



Product Manager(s)




**Leadership/
Sponsors**



Project Management Office



What's In It For Me:



- ✓ Increased visibility
- ✓ Trusted and updated data
- ✓ Comprehensive reporting
- ✓ True insights into resource and team capacity
- ✓ Speed and Agility

- ✓ Capex/Opex Data
- ✓ Auditable transactions
- ✓ Summary and detailed financial information




What's In It For Me:



- ✓ Ability to consolidate features regardless of source
- ✓ Ability to plan based on roadmaps, PI's, or timeboxes
- ✓ Take advantage of capacity for planning
- ✓ Communicate a trusted Roadmap

- ✓ Ability to set accurate and insightful capacity constraints
- ✓ Ability to manage teams autonomously but still give controlled insights
- ✓ Capability to work better with teams

Project Management Office



What's In It For Me:

- ✓ Consistent processes
- ✓ Automation of data without manual intervention
- ✓ Consolidated reports and outputs
- ✓ Trusted insights
- ✓ Metrics to elevate organization
- ✓ Process insight

TOOL PROFILE Examples



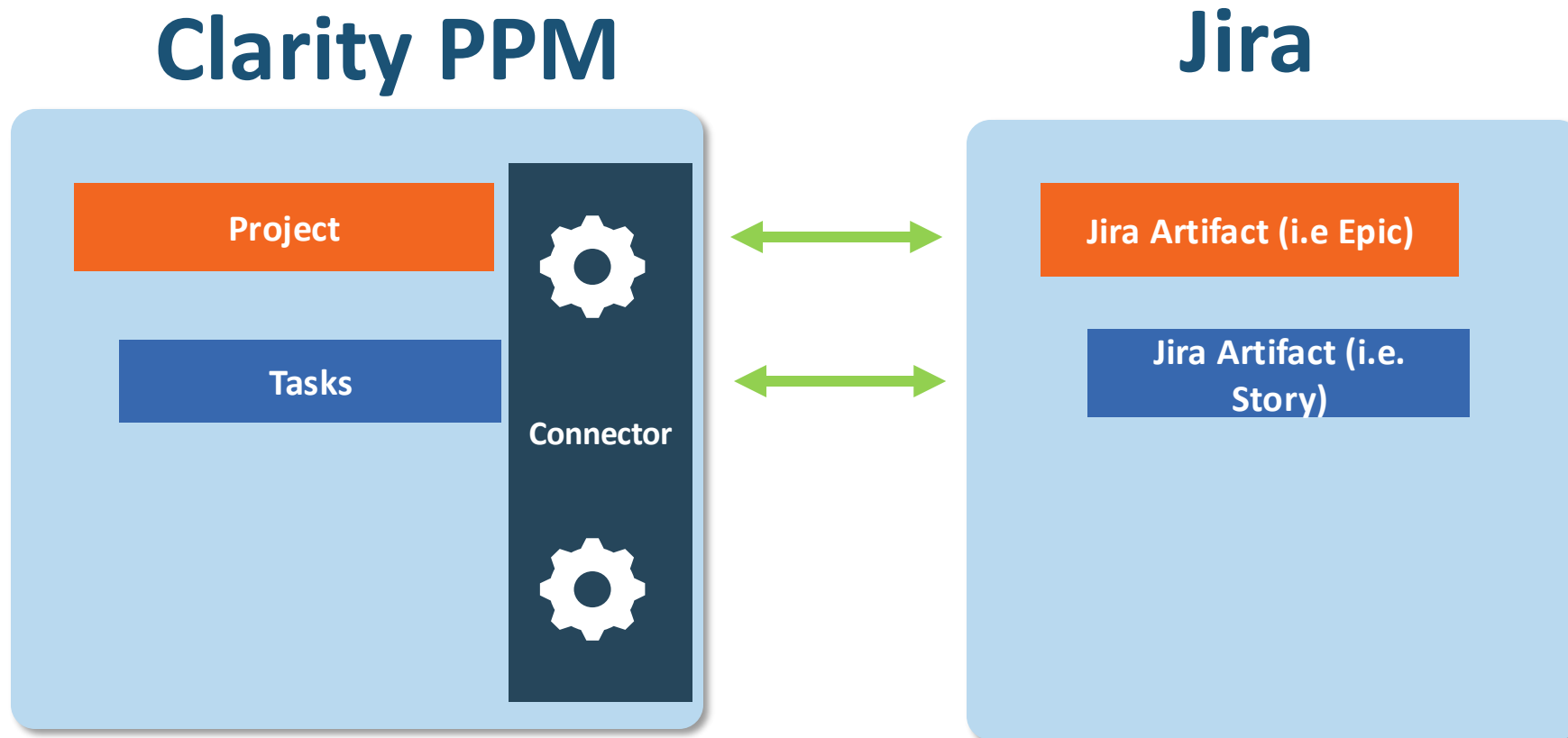
JIRA INTEGRATION



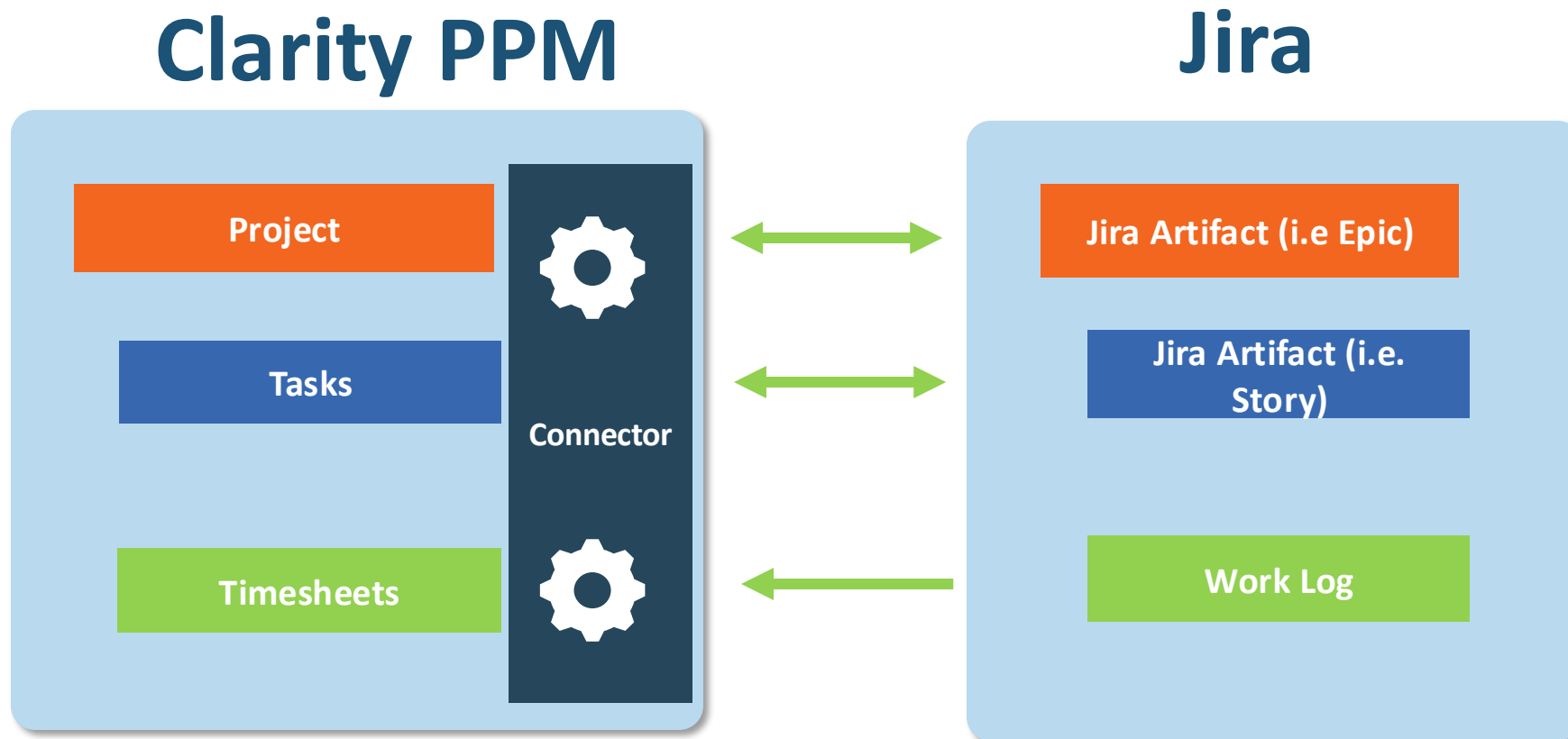
regoUniversity

KANSAS CITY • 2024

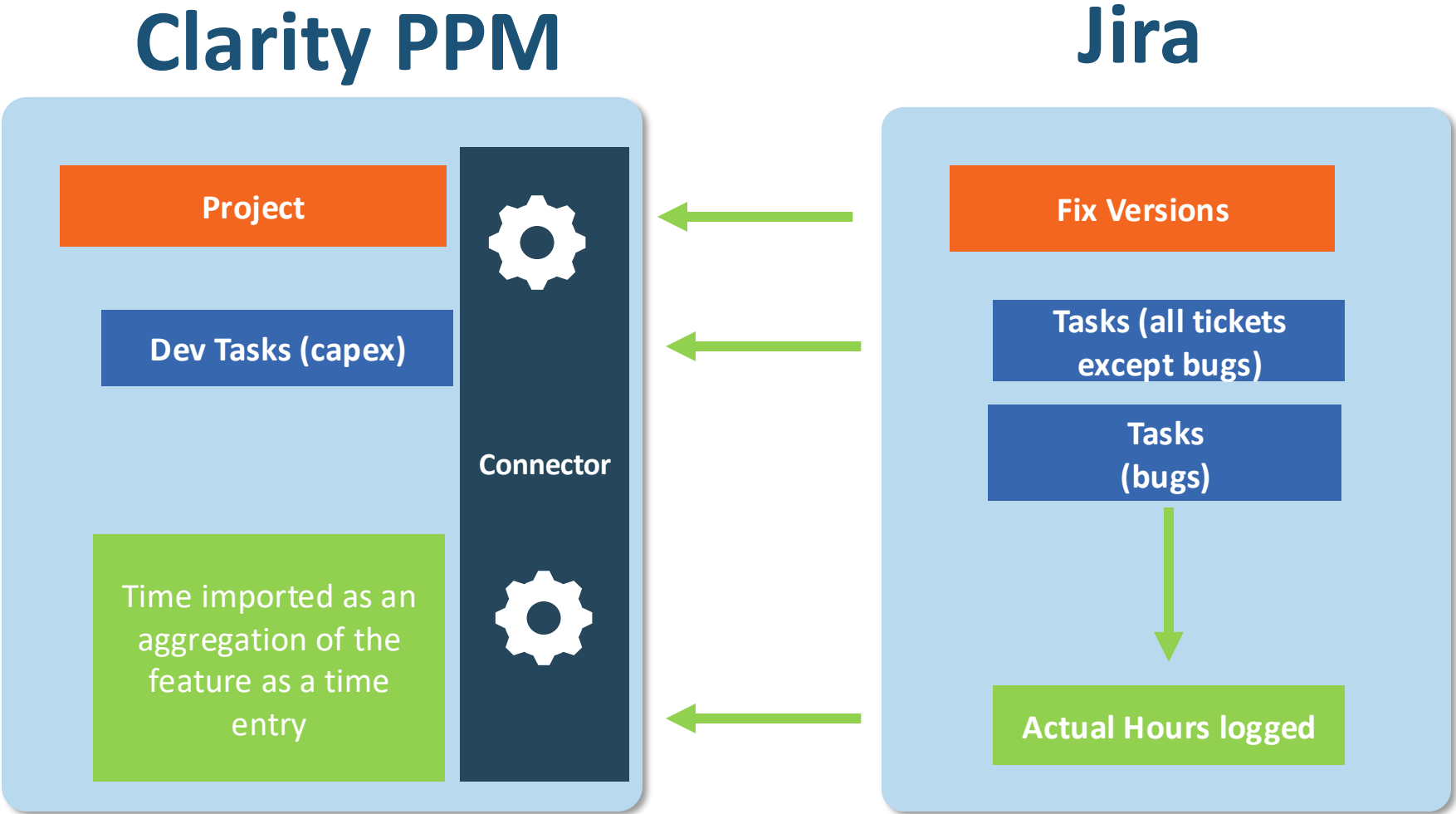
Standard Approach – Standard integration of Jira and Clarity



Standard Approach (part 2) – Standard Jira with Worklog



Tailored Approach – Fix Versions (customer example)



ValueOps ConnectALL






regoUniversity

KANSAS CITY • 2024

ValueOps ConnectALL

Value Stream Automation

-  Automate the flow of information and activities across teams, organizations and tools
-  Eliminate non-value added activities, remove bottlenecks, increase efficiencies
-  Integrate, interoperate, trigger, and monitor activities in the Value Stream

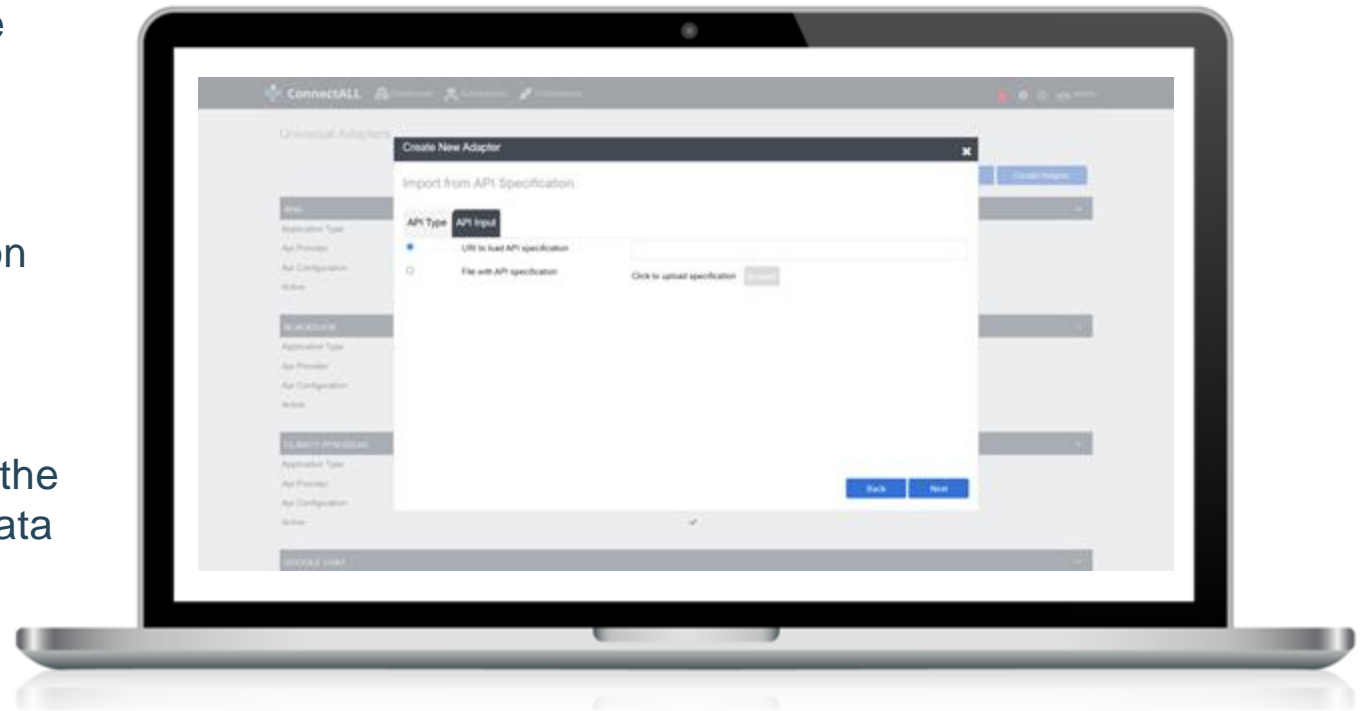


Create Alignment



Align the efforts of everyone in the organization, by uniting the enterprise and identifying bottlenecks

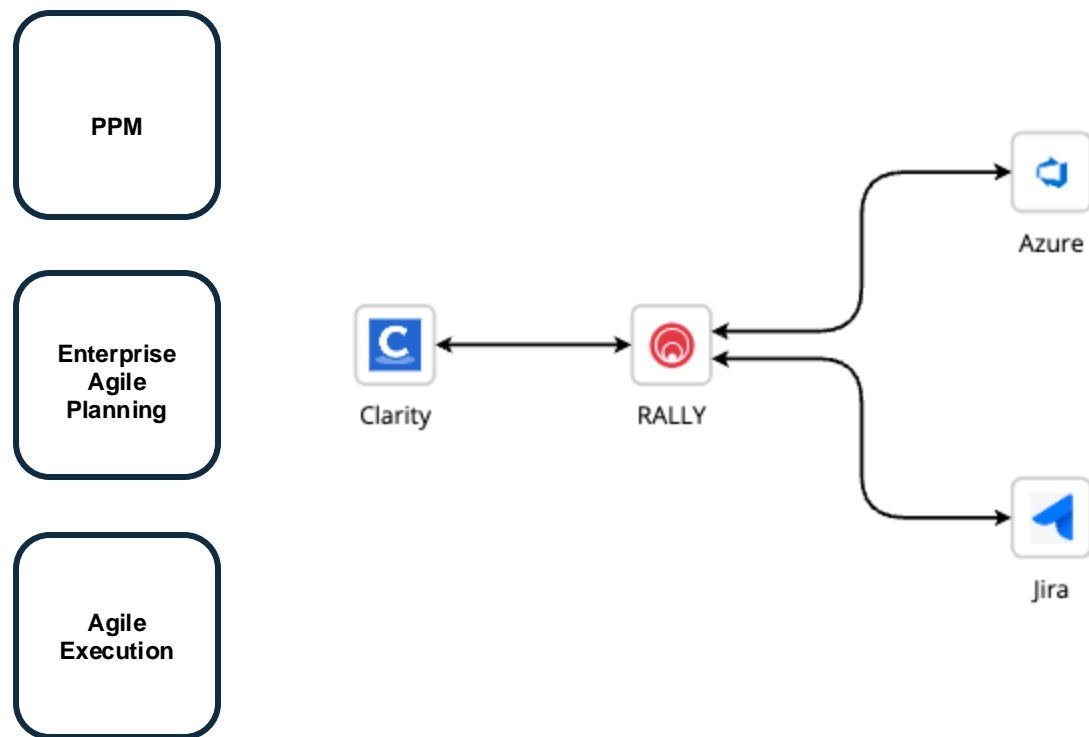
- Quickly connect any tool in the software delivery value stream
- Eliminate non-value added activities
- Remove bottlenecks
- Sync records to and from any application with any database
- Eliminate waste by identifying duplicate solutions and work creation
- Automate the value stream and control the flow of information with out of the box data models for standardization of data



How it Works: Alignment

Features to align business and delivery, reduce friction, and foster collaboration

“We often have a breakdown in how our business strategy is translated into delivery plans, leading to overproduction.”



Automation At Every Step



ServiceNow

Service Management

- Incidents
- Issues
- Requests



Clarity

Portfolio Management

- Ideas
- Strategies
- Initiatives
- Roadmaps



Rally

Requirements Management

- Initiatives
- Epics
- User Stories
- Tasks
- Sub Tasks
- Defects
- Sprints



Microfocus ALM

Test Management

- Defects
- Test Plans
- Test Scripts
- Tests
- Results



GitHub



Jenkins



Octopus

Config, Build & Deploy Mgmt.

- Commits
- Pull Requests
- Builds (Jobs)
- Results
- Deployments

Request

Plan

Build

Test

Deploy

Usage

Questions?





Master Clarity with Rego University

Earn Certifications in Administration, Leadership, and Technical Proficiency

Let Rego be your guide.



Elevate Your Professional Expertise with Rego University Certifications

Rego is excited to introduce our **new certification programs**, designed to enhance your expertise in Clarity administration, leadership, and technical skills. These certifications provide hands-on experience and knowledge to excel in your career.



Certification Requirements:

- ✓ **Completion:** 12 units per certification track
- ✓ **Eligibility:** Open to all Rego University attendees



Important Reminder:

To have your certification **credits tracked**, ensure you **complete the class surveys in the app** after each session. This step is critical for certification progress.

Surveys

Please take a few moments to fill out the class survey.
Your feedback is extremely important for future events.



Thank You For Attending Rego University

Instructions for PMI credits

- Access your account at pmi.org
- Click on **Certifications**
- Click on **Maintain My Certification**
- Click on **Visit CCR's** button under the **Report PDU's**
- Click on **Report PDU's**
- Click on **Course or Training**
- Class Provider = **Rego Consulting**
- Class Name = **regoUniversity**
- Course **Description**
- Date Started = **Today's Date**
- Date Completed = **Today's Date**
- Hours Completed = **1 PDU per hour of class time**
- Training classes = **Technical**
- Click on **I agree** and **Submit**



Let us know how we can improve!
Don't forget to fill out the class survey.



Phone

888.813.0444



Email

info@regoconsulting.com



Website

www.regouniversity.com

Icons



Thank You For Attending Rego University

Instructions for PMI credits

- Access your account at pmi.org
- Click on **Certifications**
- Click on **Maintain My Certification**
- Click on **Visit CCR's** button under the **Report PDU's**
- Click on **Report PDU's**
- Click on **Course or Training**
- Class Provider = **Rego Consulting**
- Class Name = **regoUniversity**
- Course **Description**
- Date Started = **Today's Date**
- Date Completed = **Today's Date**
- Hours Completed = **1 PDU per hour of class time**
- Training classes = **Technical**
- Click on **I agree** and **Submit**



Let us know how we can improve!
Don't forget to fill out the class survey.



Phone

888.813.0444



Email

info@regoconsulting.com



Website

www.regouniversity.com