



**rego consulting**

Let Rego Be Your Guide

# Rego Innovations

September 2023

# We have been busy!



Keep it Simple



Use Out-of-the-Box



Solve Customer Driven Problems



Fully Upgradable and Supported



Make Implementation Sticky



# Chat GPT Integration

- Use Cases
  - Generate a project description
  - Generate a project status report
  - Create a business case writeup from an idea

**Support for multiple AI models and prompts against them. Each can be tied to their own use case and Clarity object.**

▼ Collapse All

▼ Project Summary

Project Name \*  Project ID \*

Project Type  Manager  Start \*  Finish \*

Description   
By implementing advanced data collection tools, automation technologies, and streamlined reporting processes, the Actuals Project

Objective

# AI – Suggesting Resources to Staff

Purpose: Allow clients to use AI to suggest the best possible resources to fill a role on a project

itd Advanced Resource Plann... Organizational Demand Top Down Planning Workloads

> ALLOCATIONS

View  
Allocations by Investment

Months 12 SHOW

Name	Sep '23	Oct '23	Nov '23	Dec '23	Jan '24
Advanced Resource Planning Roll-out	466.0	505.3	524.6	504.0	
eCommerce		542.0	534.0	532.0	250.0
Engineer		80.0	80.0	80.0	40.0
Hudson, Barb Business Analyst		150.0	150.0	140.0	90.0
Project Manager		160.0	160.0	160.0	80.0
Quinn, Randy Business Analyst		72.0	64.0	72.0	

> RESOURCES

Name	Sep '23	Oct '23	Nov '23	Dec '23
Hayes, Todd Security Architect	Green	Green	Green	Green
Miller, Veronica Security Architect	Green	Green	Green	Green
Roberts, Beth Security Architect	Red	Red	Red	Red
Smith, Kevin Security Architect	Green	Green	Green	Green

itd Intelligence CONFIGURE

**Veronica Miller**  
Security Architect 94%  
Worked on: "eBusiness Mobile Network" and "International Trade Show".

**Todd Hayes**  
Security Architect 71%  
Worked on: "eBusiness Mobile Network" and "International Trade Show".

**Beth Roberts**  
Security Architect 59%  
Worked on: "International Trade Show".

**Kevin Smith**  
Security Architect 31%  
Has not worked on any projects considered similar so far.

# Timesheet Rules

Purpose: Allow clients to configure timesheet validation rules in a rules-based configuration (not customization) that does not require external support (replace HCL customization)

- Clients can create and manage a set of timesheet validation rules within Clarity objects
- Users receive real-time detailed pop-up messages while entering time with errors
- 100% out-of-the-box capabilities so it works in SaaS and On-Premise

The screenshot shows the Clarity 'My Timesheet' interface. A red error message box is overlaid on the top right, stating: "The timesheet did not pass rule validations. Please review the messages and correct the submitted timesheet. Time cannot be submitted on Saturday or Sunday. The total of all task time on a given day cannot exceed 24 hours." The interface shows a user named Charmin Squeeze with a total of 43.00 hours entered against a 40.00 limit. The timesheet is for the period Dec 26 - Jan 1. A table below shows task entries for "Task A" and "Task B" with time allocations for each day from Monday to Saturday.

Input Type Code	Charge Code	Mon. 26	Tue. 27	Wed. 28	Thu. 29	Fri. 30	Sat. 31
		8.00	4.00	30.00			1.00
Timesheet Validator Project (P000Y)							
Task A		8.00	1.00	15.00			1.00
Task B			3.00	15.00			
Unplanned Tasks							

Rego Timesheet Rule List

Filter: None

ID	Name	Active	Order	Description	Created By	Created Date	Last Updated By	Last Updated Date
RTR001	Inactive Rule		1		Rimmasch, Ben	2/22/23	Rimmasch, Ben	2/23/23
RTR002	Passing Active Rule	✓	2	This validation is very important. This validation is very important. This validation is very important. This validation is very important. This validation is very important. This validation is very important. This validation is very important. This validation is very important. This validation is very important. This validation is very important.	Rimmasch, Ben	2/22/23	Rimmasch, Ben	2/23/23
RTR003	Total Time Per Timesheet Below 50 Hours Per Week	✓		Any given timesheet may not have more than 50 hours	Rimmasch, Ben	2/23/23	Rimmasch, Ben	2/23/23
RTR004	Total Time Per Timesheet Above 30 Hours Per Week	✓		Any given timesheet may not have less than 30 hours	Rimmasch, Ben	2/23/23	Rimmasch, Ben	2/23/23
RTR005	No Empty Time Entries	✓				2/23/23		2/23/23

# Integrations

Purpose: Develop a configuration module to allow the creation of high-quality inbound integrations faster, with less cost, and without customizations (90% of Rego Integrations)

ITSM	Intake and Collaboration	Applications	Vendor and Time Management	Project and Resource Management	
   	      	 	   	     	
Agile Integrations		HR/Resource/Financial			Reporting and Business Intelligence
    		           			     

# ODATA

Features	PPM Out-of-the-box OData	Rego Custom OData
Produce OASIS standard data feed off Datawarehouse Database/Schema tables	✓	✓
Supports all OData Service features like filtering expression, selection criteria and data sorting	✓	✓
Date feed output supported formats – V2 (ATOM XML) and V4(JSON)	✓	✓
OData feature support <ul style="list-style-type: none"><li>❖ Filtering on Dates</li><li>❖ Fully supported \$expand features in V2 – complex nested filtering, selection criteria and data sorting</li></ul>	✗	✓
Tableau Support <ul style="list-style-type: none"><li>❖ Supports tableau connectivity for more than 3 tables</li><li>❖ Tables with ~8K or more rows</li></ul>	!	✓
Produce data feed off Transactional/PPM Database tables	✗	✓
Custom SQL Query support	✗	✓
Extensibility – Future support for additional customizations	✗	✓

# ROBUST Reporting Library – FREE inside RegoXchange

You are viewing the Default Scenario for 28 roadmap(s)  
Last Refreshed: 5/30/2023 2:33:56 PM

**Roadmap Items**

- 1K Roadmap Items
- 5 At Risk Investments
- 531 In Plan
- 31 Needs Help Investments
- 660 Not In Plan
- 16 On Track Investments

**Roadmap Items by Linked To Investment Type**

**Roadmap Items by Must Have**

**Roadmap Item Finances**

Total: 8M Actual Cost, 1bn Total Cost

CAPEX: 5M Actual Capital Cost

OPEX: 3M Actual Operating Cost

Total Cost by Linked To: (Blank) 51.23M, Project 26.87M, Idea 37.83M/45.49M, Product 11.30M/17.40M

**Roadmap Item Capacity**

23M Capacity, 9.48K Allocation

You are viewing the Default Scenario for 28 roadmap(s)  
Last Refreshed: 5/30/2023 2:33:56 PM

**Roadmap Items**

- 1K Roadmap Items
- 5 At Risk Investments
- 531 In Plan
- 31 Needs Help Investments
- 660 Not In Plan
- 16 On Track Investments

**Roadmap Items by Linked To Investment Type**

**Roadmap Items by Must Have**

**Actuals and EAC Hours Trend**

**Allocations by Goal Trend**

**Costs by:**

- Actual Cost: \$7M
- Plan Cost: \$11bn
- Forecast Cost: \$79M
- Budget Cost: \$60M
- Planned Benefit: \$290M

Remaining Plan Cost: \$11,340,862,988 (100%)

Remaining Budget Cost: \$53,125,113 (89%)

**What's the monthly trend for Actual and Forecast Cost?**

**Capacity In Plan vs Not In Plan**

Actual Capital Cost: Project 4.90M, (Blank) 3.45M

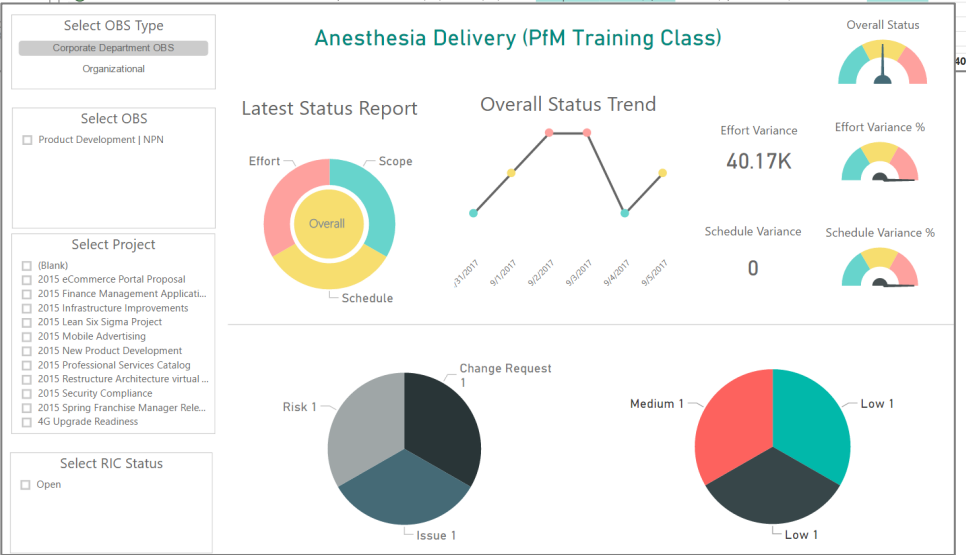
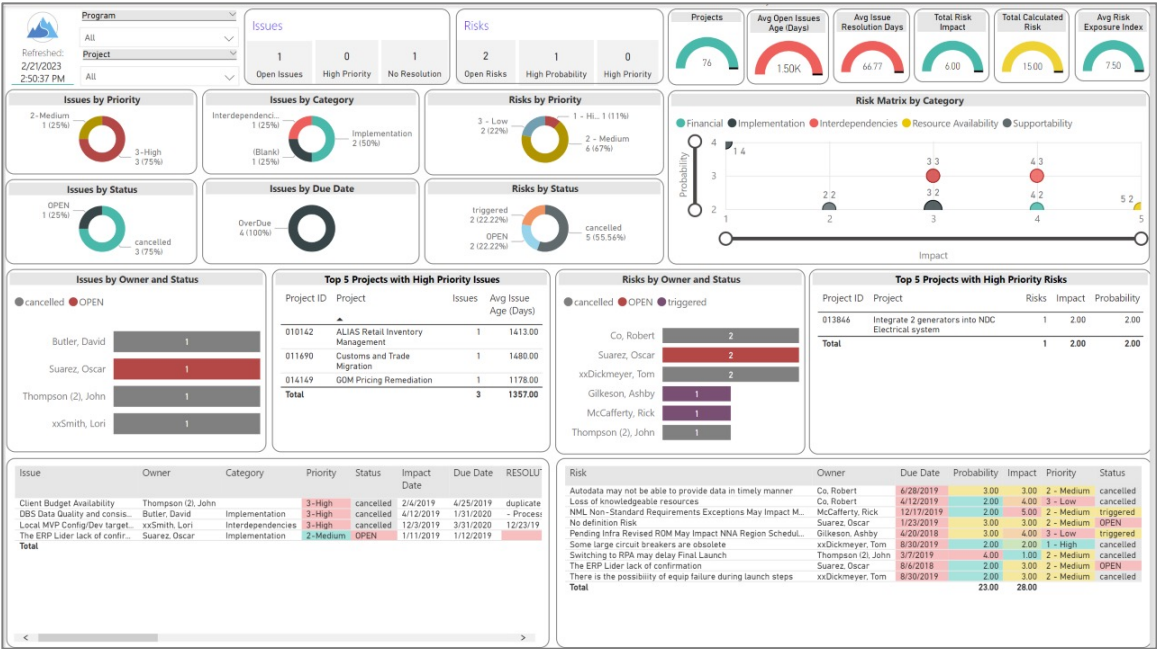
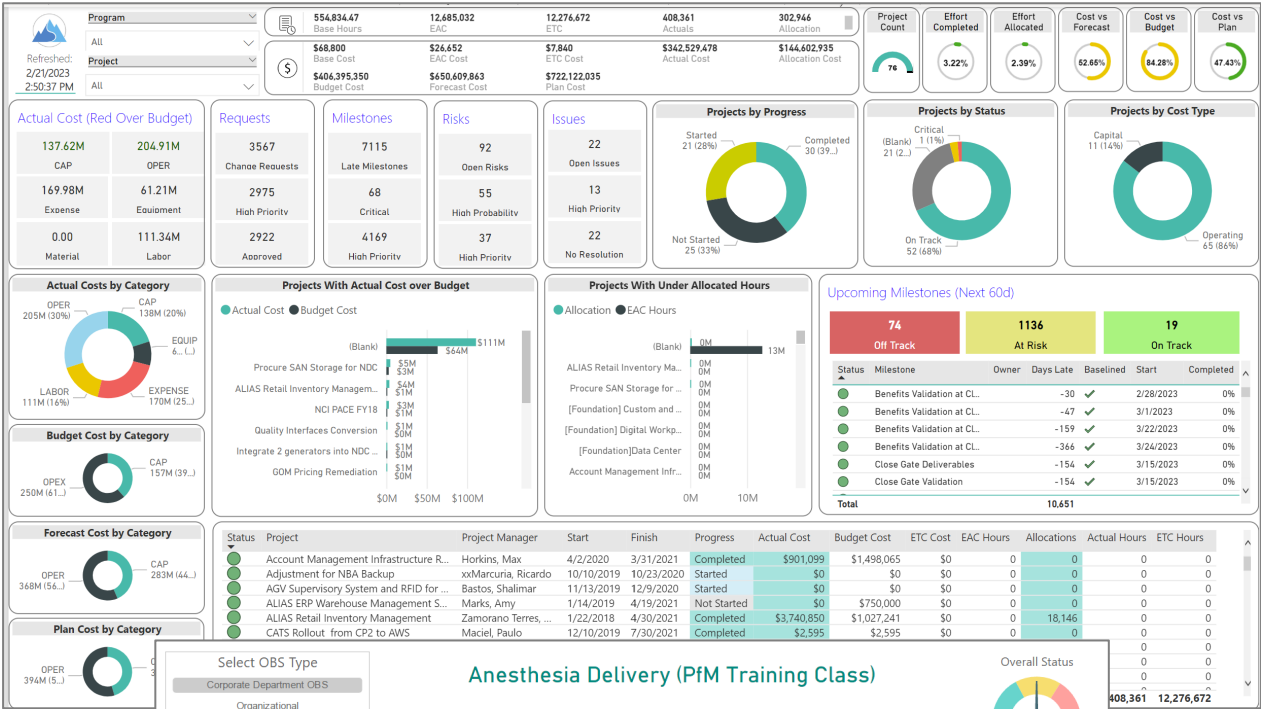
Actual Operating Cost: Project 12.1M, In Plan 11.3M

Investment	Investment Manager	Overall	Period	Actuals	Allocations	EAC Hours	Alloc vs EAC	Base Hours	EAC vs Base	Hard Allocations	Soft Allocations
CL - Digitizing Paper Records with Optical Character Recognition	Pokorny, Mike	At Risk	5/1/2022	58	56,960	49,090	7,870.00	9,174	39,916	34,088.00	22,872.00
CL - Digitizing Paper Records with Optical Character Recognition	Pokorny, Mike	At Risk	6/1/2022	58	56,960	49,090	7,870.00	9,174	39,916	34,088.00	22,872.00
CL - Digitizing Paper Records with Optical Character Recognition	Pokorny, Mike	At Risk	7/1/2022	58	56,960	49,090	7,870.00	9,174	39,916	34,088.00	22,872.00
CL - Digitizing Paper Records with Optical Character Recognition	Pokorny, Mike	At Risk	8/1/2022	58	56,960	49,090	7,870.00	9,174	39,916	34,088.00	22,872.00
CL - Digitizing Paper Records with Optical Character Recognition	Pokorny, Mike	At Risk	9/1/2022	58	56,960	49,090	7,870.00	9,174	39,916	34,088.00	22,872.00
CL - Digitizing Paper Records with Optical Character Recognition	Pokorny, Mike	At Risk	10/1/2022	58	56,960	49,090	7,870.00	9,174	39,916	34,088.00	22,872.00
CL - Digitizing Paper Records with Optical Character Recognition	Pokorny, Mike	At Risk	11/1/2022	58	56,960	49,090	7,870.00	9,174	39,916	34,088.00	22,872.00
CL - Digitizing Paper Records with Optical Character Recognition	Pokorny, Mike	At Risk	12/1/2022	58	56,960	49,090	7,870.00	9,174	39,916	34,088.00	22,872.00
CL - Digitizing Paper Records with Optical Character Recognition	Pokorny, Mike	At Risk	1/1/2023	58	56,960	49,090	7,870.00	9,174	39,916	34,088.00	22,872.00
CL - Digitizing Paper Records with Optical Character Recognition	Pokorny, Mike	At Risk	2/1/2023	58	56,960	49,090	7,870.00	9,174	39,916	34,088.00	22,872.00
CL - Digitizing Paper Records with Optical Character Recognition	Pokorny, Mike	At Risk	3/1/2023	58	56,960	49,090	7,870.00	9,174	39,916	34,088.00	22,872.00
CL - Digitizing Paper Records with Optical Character Recognition	Pokorny, Mike	At Risk	4/1/2023	58	56,960	49,090	7,870.00	9,174	39,916	34,088.00	22,872.00
CL - Digitizing Paper Records with Optical Character Recognition	Pokorny, Mike	At Risk	5/1/2023	58	56,960	49,090	7,870.00	9,174	39,916	34,088.00	22,872.00
CL - Digitizing Paper Records with Optical Character Recognition	Pokorny, Mike	At Risk	6/1/2023	58	56,960	49,090	7,870.00	9,174	39,916	34,088.00	22,872.00
CL - Digitizing Paper Records with Optical Character Recognition	Pokorny, Mike	At Risk	7/1/2023	58	56,960	49,090	7,870.00	9,174	39,916	34,088.00	22,872.00
CL - Digitizing Paper Records with Optical Character Recognition	Pokorny, Mike	At Risk	8/1/2023	58	56,960	49,090	7,870.00	9,174	39,916	34,088.00	22,872.00
CL - Digitizing Paper Records with Optical Character Recognition	Pokorny, Mike	At Risk	9/1/2023	58	56,960	49,090	7,870.00	9,174	39,916	34,088.00	22,872.00
CL - Digitizing Paper Records with Optical Character Recognition	Pokorny, Mike	At Risk	10/1/2023	58	56,960	49,090	7,870.00	9,174	39,916	34,088.00	22,872.00
CL - Digitizing Paper Records with Optical Character Recognition	Pokorny, Mike	At Risk	11/1/2023	58	56,960	49,090	7,870.00	9,174	39,916	34,088.00	22,872.00
CL - Digitizing Paper Records with Optical Character Recognition	Pokorny, Mike	At Risk	12/1/2023	58	56,960	49,090	7,870.00	9,174	39,916	34,088.00	22,872.00
<b>Total</b>				13,840	4,053,341	1,893,294	2,162,046.45	732,446	1,160,848	191,007.63	3,064,332.91



# ROBUST Reporting Library – FREE inside RegoXchange

- Over 70 PowerBI Dashboards you can make your own
- Tableau and Portlet Pages Coming Soon
- Embed into Modern UX pages
- Link from your intranet with no login to Clarity



# CLAI (Clarity AI)

Purpose: Allow clients to have a virtual assistant to help make Clarity more productive

**Clai**  
Your Clarity PPM Virtual Assistant

Hi Ian, how can I help you?

show me my action items

These are your pending action items:

Subject	Description	Action
Roadmap Review (RD00008)	This roadmap has been submitted for your review and approval.	<a href="#">Take Action</a>
Roadmap Review (RD00003)	This roadmap has been submitted for your review and approval.	<a href="#">Take Action</a>

Type your message...

Good morning Ian,

Quick reminder, you have:

- 10 Pending Action items
- 2 Pending Timesheets
- 5 Status Reports to approve

Click on the buttons below to go directly to the areas that need your attention


[View my Action Items](#)

[View my Pending Timesheets](#)

[View my Status Reports](#)

**Clai**  
Your Clarity PPM Virtual Assistant

This is an overview of Acme's project delivery processes.



Do you want me to search the intranet for an answer?

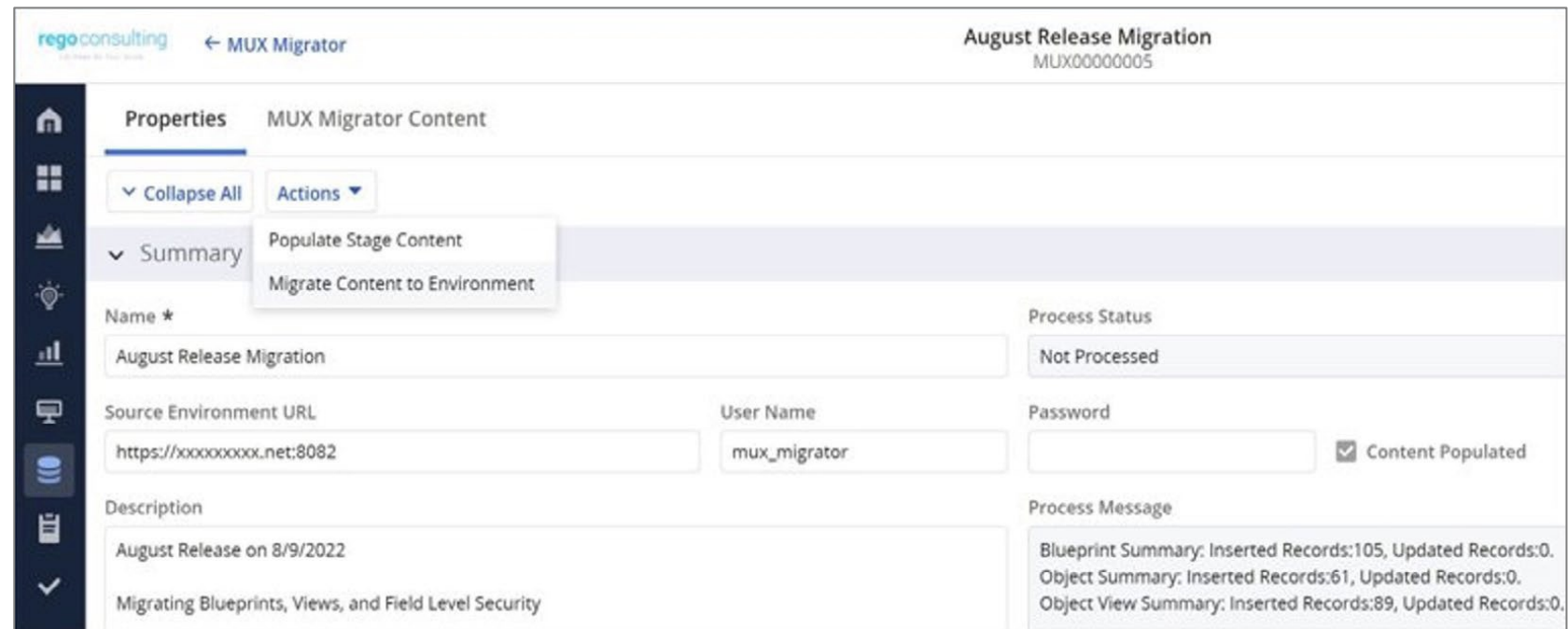
[Yes, search the intranet](#) [No thanks](#)

Type your message...

# Modern UX Migrator – Free Rego Innovation

Purpose: Allows clients to migrate MUX configurations between environments and to push default views to Resources, Security Groups, and OBS Units

- Migrate Blueprints, Views, and Field Level Security between environments
- Creates packages of **one-to-many** components (Blueprints, Views, and FLS)
- Migrations through env. to env. communication or by utilizing a JSON export/import
- Define and reset default grid views across objects
- Simple and easy to use UI



The screenshot displays the MUX Migrator web interface. At the top, it shows the 'regoconsulting' logo and the title 'MUX Migrator'. The main content area is titled 'August Release Migration' with the ID 'MUX00000005'. Below this, there are sections for 'Properties' and 'MUX Migrator Content'. A 'Summary' section is expanded, showing a table with columns for 'Name', 'Process Status', 'Source Environment URL', 'User Name', 'Password', and 'Process Message'. The table contains one entry: 'August Release Migration' with a status of 'Not Processed'. A 'Content Populated' checkbox is checked. The 'Process Message' section shows a summary of records inserted and updated.

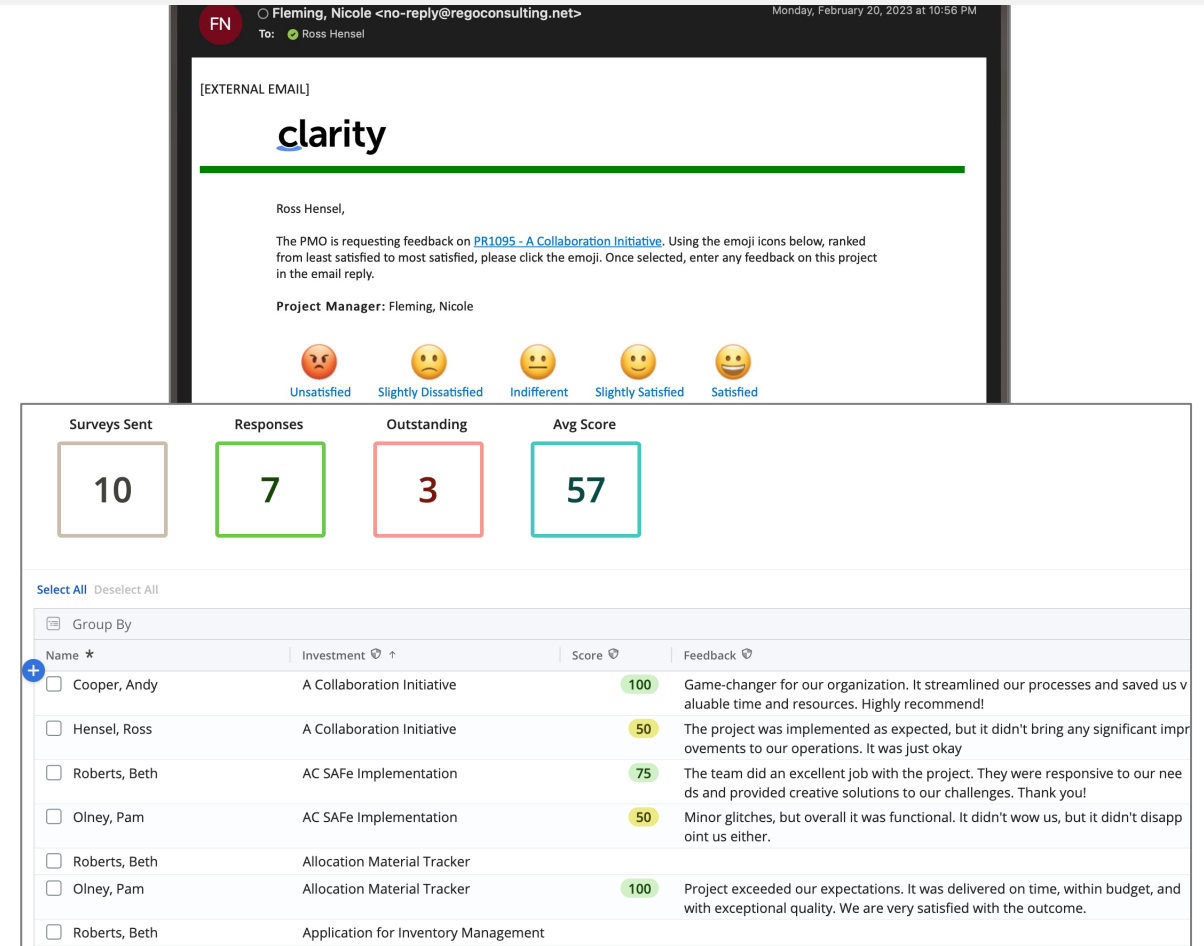
Name *	Process Status	Source Environment URL	User Name	Password	Process Message
August Release Migration	Not Processed	https://xxxxxxxxx.net:8082	mux_migrator	<input type="password"/>	Blueprint Summary: Inserted Records:105, Updated Records:0. Object Summary: Inserted Records:61, Updated Records:0. Object View Summary: Inserted Records:89, Updated Records:0.



# Module: Surveys

Purpose: Allow clients to create feedback surveys to stakeholders and users from within Clarity, allow them to respond from email, and then aggregate and analyze that feedback.

- Users respond to surveys directly within email
- 100% out-of-the-box capabilities so it works in SaaS and On-Premise
- Configurable questions and question types (icon, thumbs up/down, numbers, etc.)
- Responses are collected and analyzed via a Survey Dashboard
- Sample Surveys could include:
  - Application Feedback
  - Project Stakeholder on Closure
  - Project Stakeholder on Milestone
  - Process Feedback (ie: Ideation or Stage Gate Process)
  - Project Manager Feedback
  - Team Feedback



# Roadmap Enhancements

Purpose: Allow clients to extend roadmap capabilities to include roles based constraints and other enhancements

- Quickly identify constrained teams and recommend delivery shifts to relieve pressure
- Quickly identify all resources that are needed by month to hold the dates
- When can I slot a new project based on resource needs
- Automatically push field changes to investments
- Re-create portfolio Syncing
- Re-create role-based constraints

**Architect Allocation** ⚠

TARGET 65,000

IN PLAN 85,462

VARIANCE (20,462)

2022 Resource Allocation Roadmap  
RD00008

Roadmap Items Properties

Scenario Adjustment after feedback 1

Search...

Per-Period Metrics - 8 Periods

View Role Based Planning View

Category	Target	In Plan	Variance
<b>Total Cost</b> <span style="color: red;">⚠</span>	13,000,000	14,468,986	(1,468,986)
<b>Benefit</b> <span style="color: blue;">↑</span>	10,000,000	8,538,393	1,461,607
<b>Architect Allocation</b> <span style="color: red;">⚠</span>	65,000	85,462	(20,462)
<b>Business Analyst All...</b> <span style="color: red;">⚠</span>	75,000	84,080	(9,080)
<b>Developer Allocation</b>	100,000	98,521	1,479
<b>Project Manager Allo...</b>	120,000	103,279	16,721

Select All Deselect All

Group By

*Roadmap Item	In Plan	R. ↑	Must Have	Corporate Strategy	2022 Leadership Al...	Start	Finish	Capacity	Total Cost
<input type="checkbox"/> HR Claims Pro...	In Plan	1	Carryover	Increase Custo...	Jennifer Taylor	Mar 15, 2021	Jun 25, 2024	4	339,03
<input type="checkbox"/> Update to We...	In Plan	1	Carryover	Improve Supply...	Jack Crowley	Jan 10, 2022	Apr 29, 2025	12	330,00
<input type="checkbox"/> Order Trendin...	In Plan	2	Carryover	Customer Innov...	Becca Lester	Jan 18, 2022	Mar 3, 2025	11	349,20
<input type="checkbox"/> Transaction Pr...	In Plan	2	Required	Increase Custo...	Jack Crowley	Jan 17, 2022	Sep 22, 2025	7	648,59
<input type="checkbox"/> AC SAFE Imple...	In Plan	3	Required	Improve Supply...	Paul Stevens	Jan 26, 2022	Sep 24, 2026	13	3,772,35

# Enhanced MSP Connector

Purpose: Allow clients to keep using MSP for detailed scheduling while syncing the entire plan or just high-level data back to Clarity quickly and easily.

- Free 30 Day Trial
- Broadcom has aMSP connector, but Rego's:
  - 100% OOTB capabilities
  - Can handle 10K+ lines in plans
  - Is optimized for fast saves - twice the speed
  - Includes enhanced error messages – identifying specific lines and data preventing the save
  - Custom field support, inc. Labels for tasks
  - Support for dynamic task lookup values
  - Clarity version neutral (no need to update with each release)
  - We store the last 5 plan saves to allow users to “restore from backup”
- Allows Partial Plan Save – just key tasks and milestones (robust external plan and simple Clarity plan)

The screenshot displays the Microsoft Project Professional interface. The main window shows a Gantt chart with tasks such as 'Functional and Technical Design', 'Design Phase Gate Complete', 'Construction Phase', 'Database Development', 'User Interface Development', 'Unit and Performance Testing', 'Construction Phase Gate Complete', 'Deployment and Quality Phase', 'Functional and Sys', 'Usability and User', 'Deployment Phase', and 'Closing Phase'. The 'Construction Phase' task is highlighted, showing a duration of 35 days from 10/23/18 to 12/10/18. A resource assignment bar is visible for 'Developer, Network Engineer' on the 'Construction Phase' task, with a date of 12/10. The 'regoLink CA PPM Connect' dialog box is open on the right side of the screen, showing the following fields:

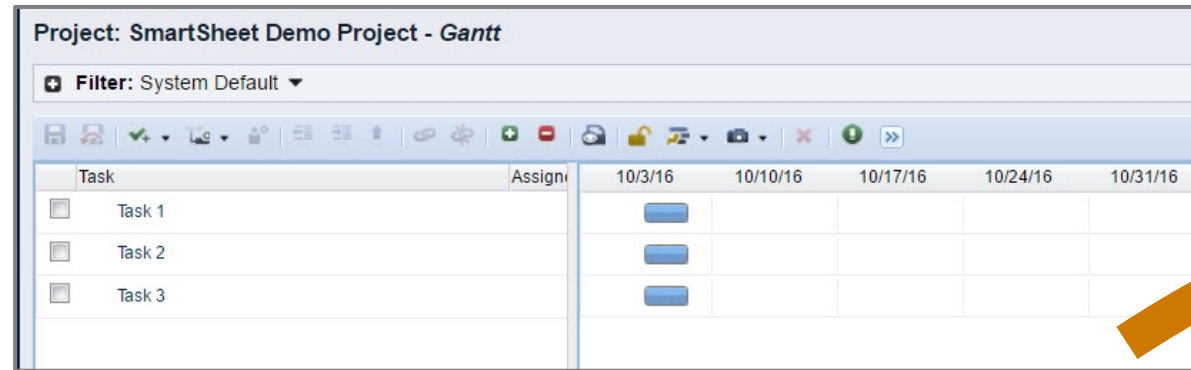
- CA PPM URL:
- User Name:
- Password:
- Project:

Below the input fields are three buttons: 'Connect To CA PPM' (blue), 'Open In MSP' (green), and 'Upload To CA PPM' (dark blue).

# Smartsheet Connector

Purpose: Allow clients to keep using Smartsheet for detailed scheduling while syncing the entire plan back to Clarity quickly and easily.

- Enjoy the same check-in/check-out functionality that exists with MSP for Smartsheet schedule users.
- 100% out-of-the-box capabilities so it works in SaaS and On-Premise
- Project and task information can be populated or updated in Smartsheet and synced to Clarity

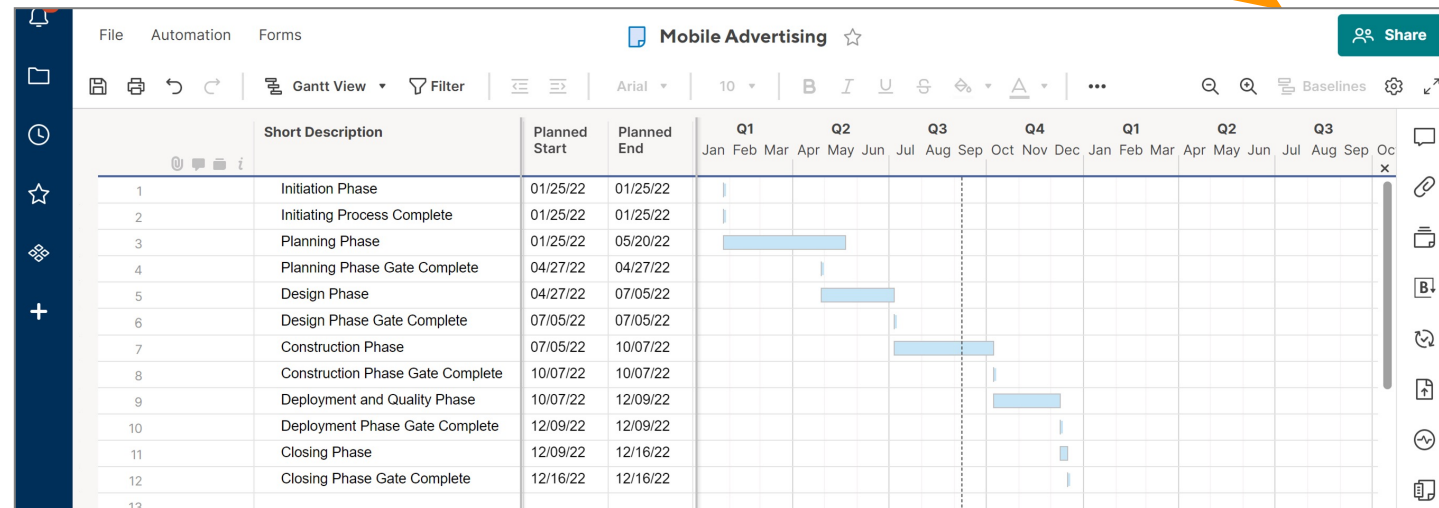


Project: SmartSheet Demo Project - Gantt

Filter: System Default

Task	Assign	10/3/16	10/10/16	10/17/16	10/24/16	10/31/16
Task 1		■				
Task 2		■				
Task 3		■				

An orange arrow points from the Smartsheet Gantt view to the Clarity Gantt view below.



Mobile Advertising

File Automation Forms

Gantt View Filter

	Short Description	Planned Start	Planned End	Q1			Q2			Q3			Q4			Q1			Q2			Q3		
				Jan	Feb	Mar	Apr	May	Jun	Jul	Aug	Sep	Oct	Nov	Dec	Jan	Feb	Mar	Apr	May	Jun	Jul	Aug	Sep
1	Initiation Phase	01/25/22	01/25/22	■																				
2	Initiating Process Complete	01/25/22	01/25/22	■																				
3	Planning Phase	01/25/22	05/20/22	■	■	■	■	■	■															
4	Planning Phase Gate Complete	04/27/22	04/27/22				■																	
5	Design Phase	04/27/22	07/05/22		■	■	■	■	■															
6	Design Phase Gate Complete	07/05/22	07/05/22				■																	
7	Construction Phase	07/05/22	10/07/22					■	■	■	■													
8	Construction Phase Gate Complete	10/07/22	10/07/22									■												
9	Deployment and Quality Phase	10/07/22	12/09/22									■	■	■										
10	Deployment Phase Gate Complete	12/09/22	12/09/22																					
11	Closing Phase	12/09/22	12/16/22																			■		
12	Closing Phase Gate Complete	12/16/22	12/16/22																			■		
13																								

# Clarity with Microsoft 365 (formerly Office 365)

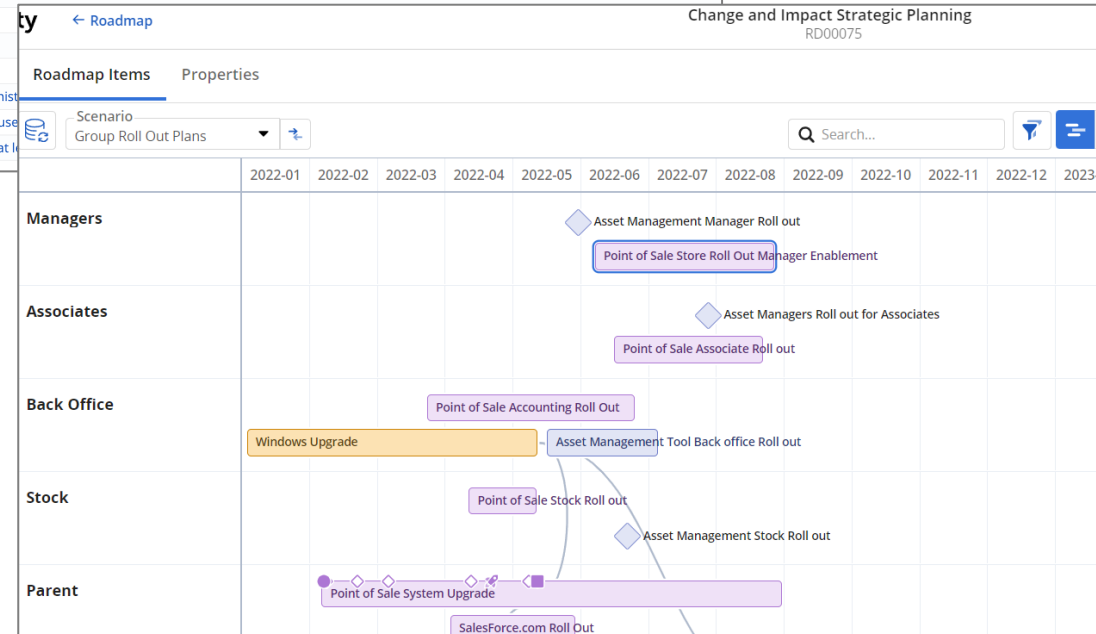
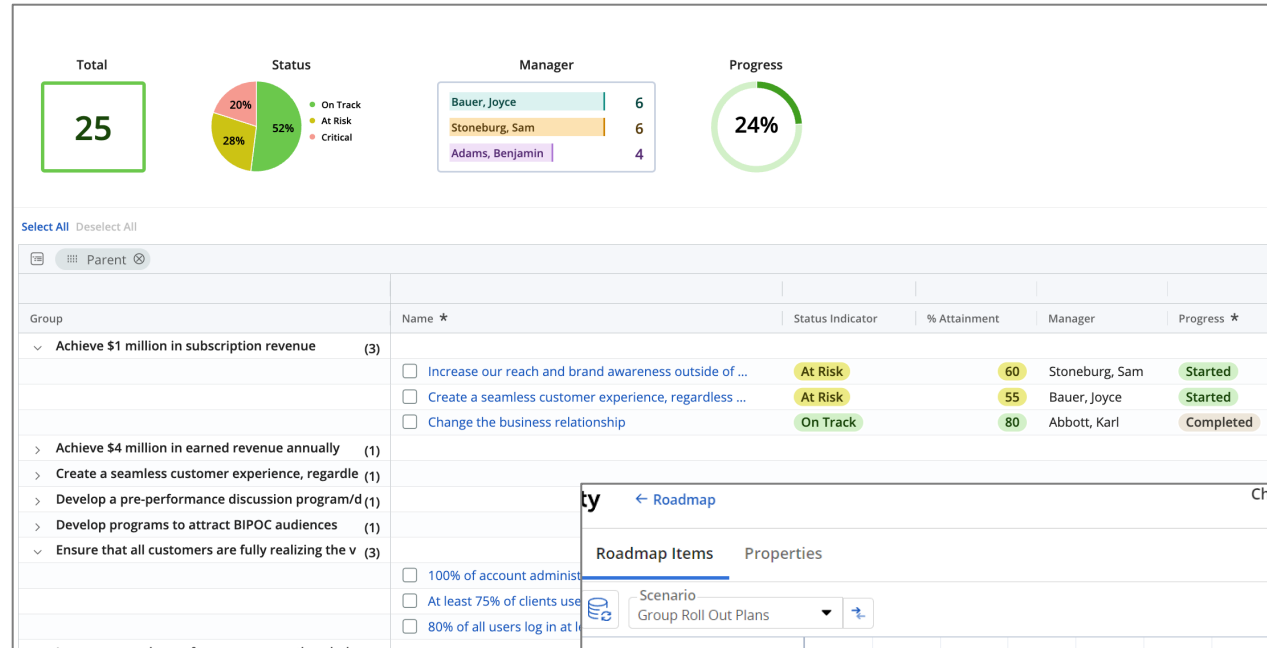


- **Certified Power Automate connector**
  - Generic connector for Clarity to pass data to any application in the Microsoft ecosystem. This allows easy connections to hubspot among others
- **Avatar Sync**
  - Sync your Microsoft avatar to your Clarity resource record and then display that avatar within Clarity
- **Teams**
  - Clarity project creation can automatically create a Teams site
  - Drag and drop documents into the Teams site while staying within the Clarity UI
  - Bi-directional Sync conversations in Clarity to Teams and visa versa
  - Auto launching team chat from Clarity UI
  - Bi-directional Sync of other project objects like milestones, issues, risks, status, etc
- **Power Point**
  - PPT Plugin that pulls data from Clarity to populate values in PPT
  - PPT can then builds charts and graphs on the fly from Clarity data
- **SharePoint**
  - Clarity project creation can automatically create a SharePoint site
  - Drag and drop documents into the Teams site while staying within the Clarity UI
  - Bi-directional Sync of other project objects like milestones, issues, risks, status, etc
- **Outlook**
  - Bi-directional sync of action items or tasks from Clarity to outlook tasks
  - Outlook Calendar Out of office sync to Clarity availability



# Configuration Modules

- Business Transformation
- Lessons Learned
- Contract Management
- Performance Monitoring
- Adoption Metrics
- Estimation
- Change and Impact
- OKRs



# Action Item Responder

Purpose: Allow clients to collect action items responses directly within emails – improving approval time and increasing adoption

- Works wherever email works for desktop, mobile, and tablet
- 100% out-of-the-box capabilities so it works in SaaS and On-Premise
- Broadcom introduced a “light” version of this in the latest release, but Rego’s:
  - Supports action item notes from the email
  - Supports “pretty” email HTML formatting, including details provided within the email (like idea details or timesheet details – see screenshots)
- Supports any custom workflow: Time Approvals, Demand Approvals, Budget Approvals, etc.



Dear Leo Dsouza,

The **Idea** below has been submitted for your approval. You may mark this Idea **Approved**, **Rejected** or **Incomplete** with the buttons below. A new email will be generated where you can add notes. Click send on that email to submit.

Idea Name	Requestor	Type	Priority	Goal	Planned Cost	Planned Benefit	Department
Build a bunker	Josh Leone	Survival	3	Survive bad stuff	\$30,000	\$10,000	Infrastructure

**Description**

In order to survive the pending nuclear disaster, we need build a bunker to store all the important stuff.

**Objective**

If we keep the important stuff safe it will allow us to survive longer.

Approve
Reject
Incomplete

*If you have questions or comments regarding this notification, please contact CA PPM Support.*

Thank you!  
CA PPM Admin

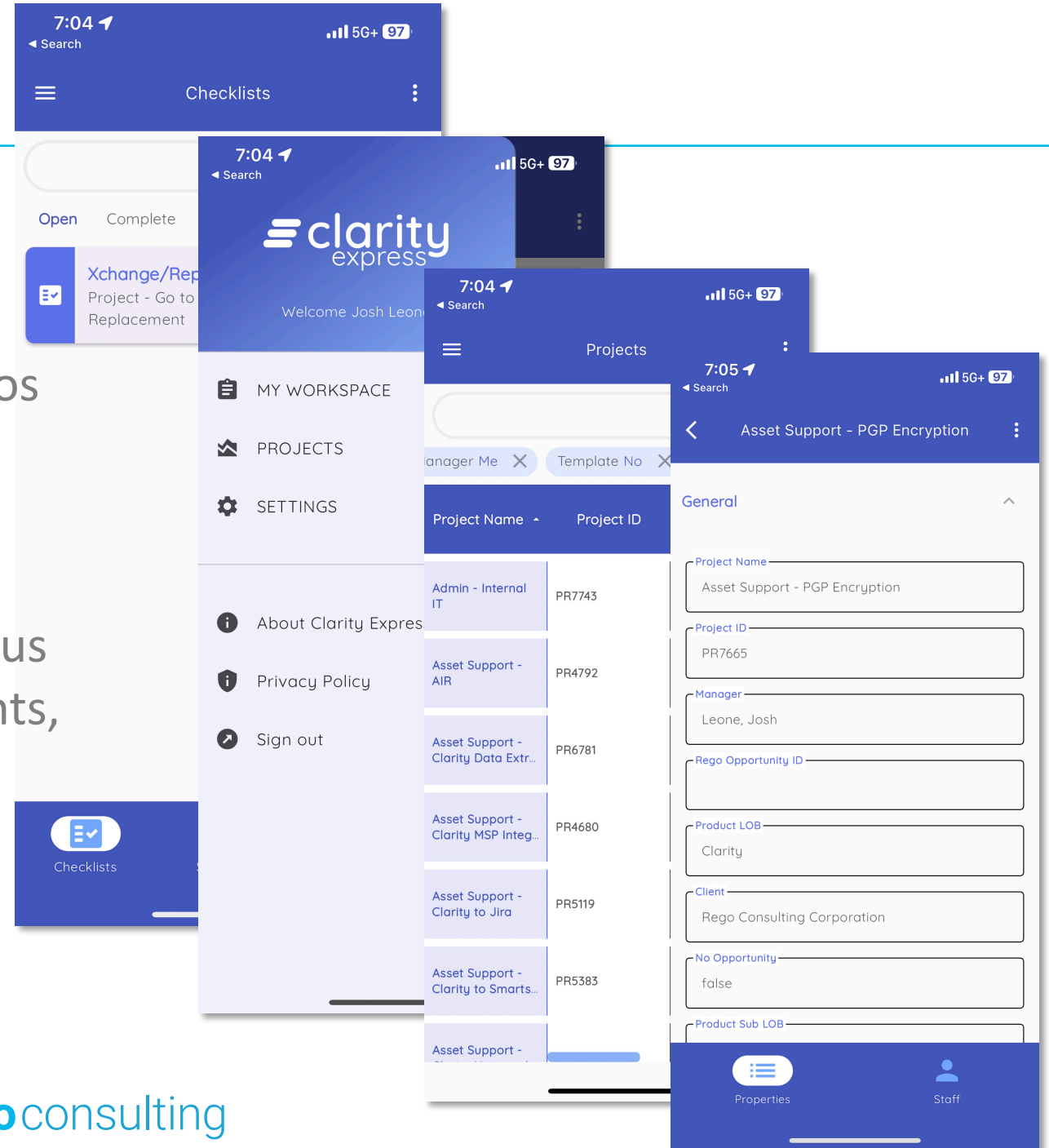
Here is the timesheet for **David Matzdorf** for the time period of **08/26/2017 - 09/01/2017**

Investment	Task	Sat 08/26	Sun 08/27	Mon 08/28	Tue 08/29	Wed 08/30	Thu 08/31	Fri 09/01	Total
Acme Development Project	Acme Development Project			3	3	1	5	3	15
Acme Development Project	Core Development			2	4	4	1	1	12
Acme Development Project	UI Development			1	1	3	1	1	7
Acme Development Project	Database Development			5	2	3	1	1	12
Acme Development Project	Testing			2	1	4	2	1	10
<b>Total</b>				<b>13</b>	<b>11</b>	<b>15</b>	<b>10</b>	<b>7</b>	<b>56</b>

Approve
Return

# Mobile: Clarity Express

- Complete
  - True SSO & Set Any page to home
  - View, Update, Add – Checklists & ToDos
  - Notifications
  - View, Update - Project
- Q4 2023
  - View, Update, Add - Investments, Status Report, Staff (Team), Tasks/Assignments, Issues/Risks
- Q1 2024
  - View, Add, Update, Approve - Timesheets
  - MDM



# Predictive Plans

---

## Schedule

- Predict Schedule
- Predict Staffing
- Identify Schedule Opportunities
- Identify Staffing Opportunities

## Resourcing

- Predict Capacity Plan
- Predict True Resource Plan
- Identify Resources to Staff
- Identify Resource Health Risks
- Identify Resource Commitment Risks

## Financial

- Predict Financial Forecast
- Identify Financial Opportunities

## Project

- Project Health
- Objective Status

## Roadmap

- Cross Project/Downstream Impacts
- Rollup of Project Risks

