

Platinum Sponsor

ValueOps
by Broadcom

Rally **Clarity**
by Broadcom by Broadcom



regoUniversity

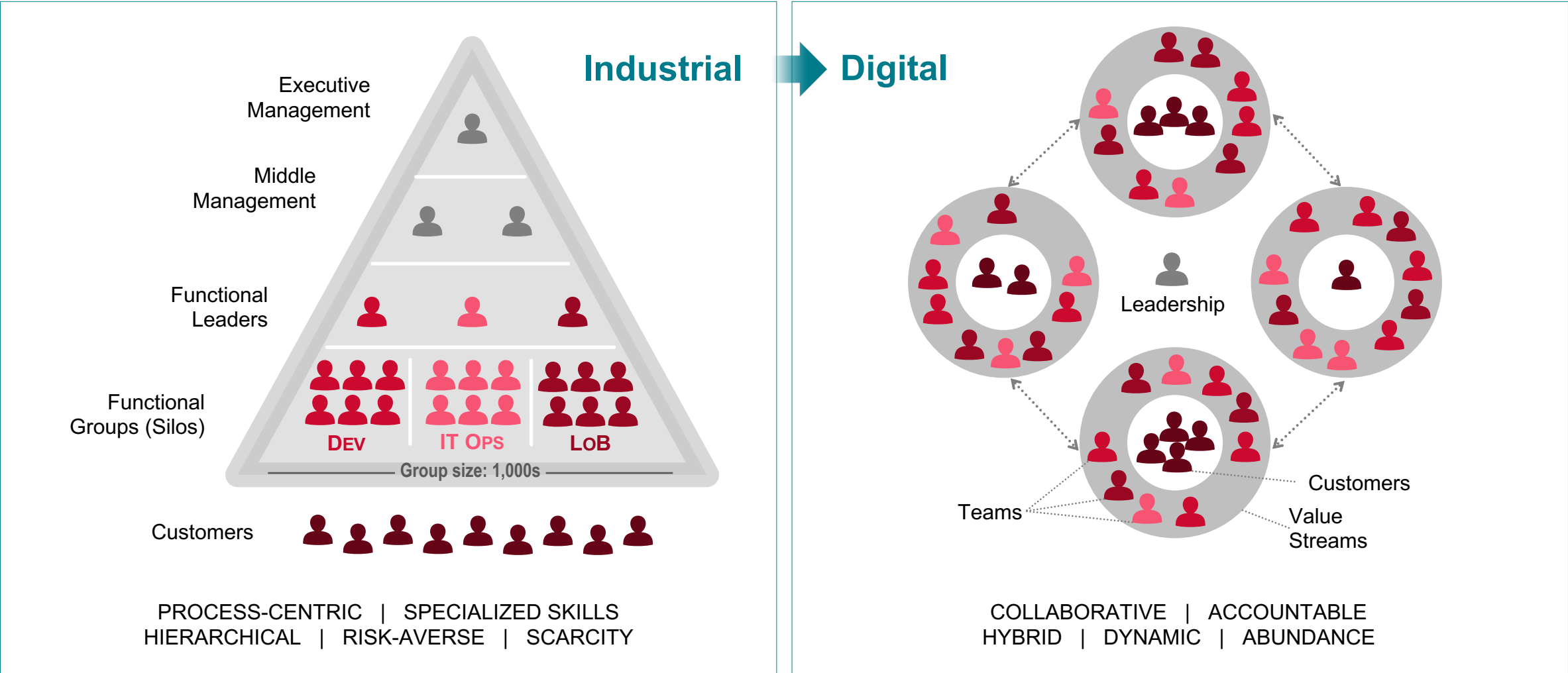
SAN DIEGO • 2023

Product Roadmaps

Your Guides:
Renu Motwani & Brian Nathanson

ValueOps

Innovation Requires an Agile Operating Model



WORK-CENTRIC

PEOPLE-CENTRIC

The Current State of Digital Transformation

Millions Lost to Lack of Visibility, Alignment and Efficiency



ValueOps: Streamlined Digital Transformation

Aligns Business and Delivery to Create Maximum Customer Value

Clarity™

by Broadcom

Investment Strategy
 Innovation Roadmaps
 Demand Management
 Funding Decisions
 Business OKRs
 Financials Reporting
 Business Agreements
 Resource Management
 Project Management

PI Planning & Tracking
 Dependency & Risk Mgt
 Capacity Planning
 Execution Roadmaps
 Engineering OKRs
 Quality Management
 Release Tracking
 Efficiency Metrics
 Enterprise Visibility

Rally®

by Broadcom



- JIRA
- Tricentis
- Microsoft
- GitLab
- salesforce
- ZEPHYR
- Bitbucket
- GitHub
- Trello
- digital.ar
- servicenow
- MICRO FOCUS
- IBM
- bmc
- aras
- WhiteHat SECURITY
- ACORD Requirements
- SMARTBEAR
- Gerrit
- storyteller
- SPARX SYSTEMS
- iRise
- connect
- zendesk
- Bugzilla
- blueprint

ValueOps | The Only Solution to Provide End-to-End Value Stream Management



The most secure SaaS VSM Platform – the only FedRAMP-authorized solution for value stream management

Rally



Stay Engaged with Us

- Join our [user community](#) →
- Reach out to us with questions:
rally.product@broadcom.com
- Engage with us at our **Rally Office Hours** →
every Thursday 12 PM EST visit
learn.broadcom.com/rally-office-hours
- Sign up for our Newsletter →



Rally Software Settings

Community Home | Discussion 16.6K | Library 488 | Blogs 33 | Events 1 | Members 428

Welcome to the Rally Software Community!

This is where Rally Software users and product experts connect to share questions, ideas and feedback. Here you will find the right people and tools to help you with every stage of your Rally Software journey, whether you are just getting started, need help, or want to make the most of your Rally Software investment. We're glad you've joined us!



Just Released

New features or fixed defects to help your teams keep moving.



Ask the Community

Use the above search bar - or just ask your question here!



Share Know-How

Want to share how you solved a problem? Please do!



Create a Case

Get help from our amazing support team here.



Help



Incidents



Events



Webcasts



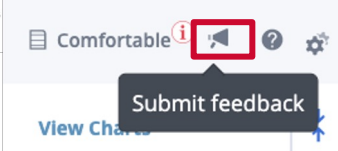
Blog



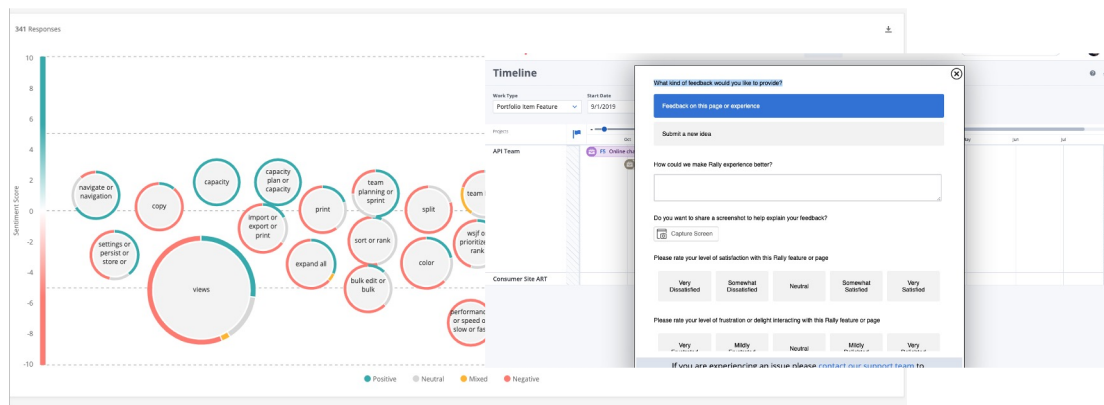
Knowledge Base



Tutorials



- Submit feedback from the app
- Your feedback helps us make a better experience for all customers
- All feedback is reviewed and analyzed us to help us identify trends and areas of opportunity



Roadmap Overview



Simpler & Scalable Agile

- Holistic planning and tracking experience
- Unified experience across functionality
- Customizable, data powered views



Insightful Value Stream Management

- Seamless tracking of deliverables starting from the core- business investments
- Rich analytics and reporting of flow metrics



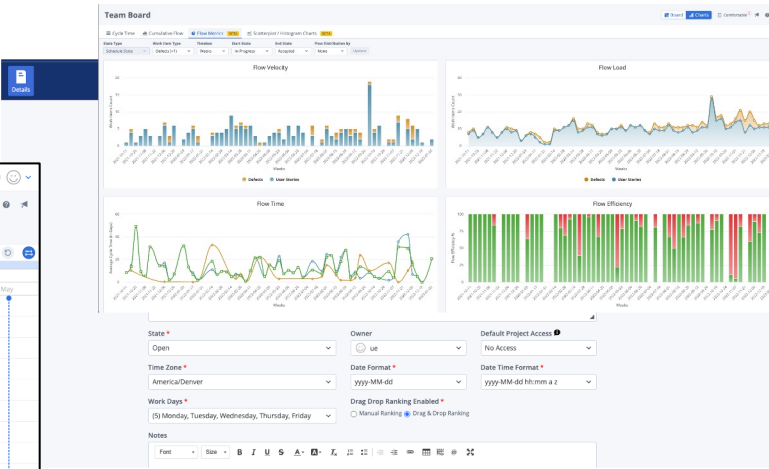
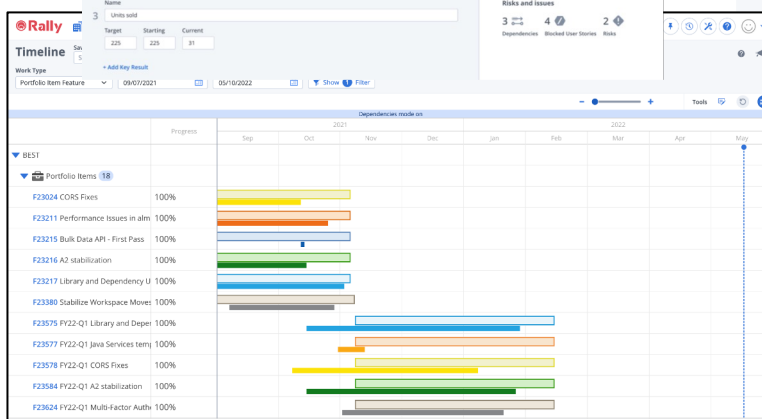
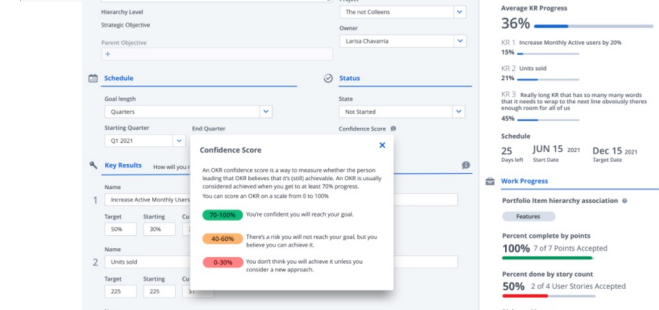
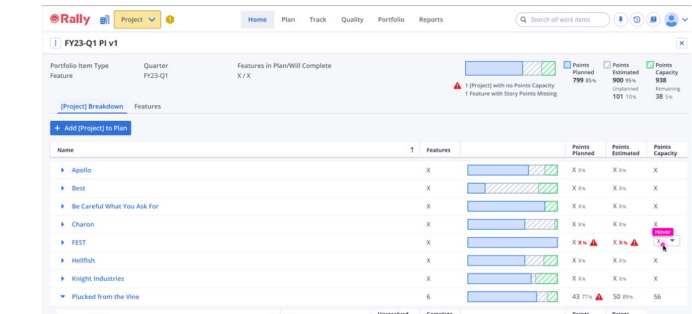
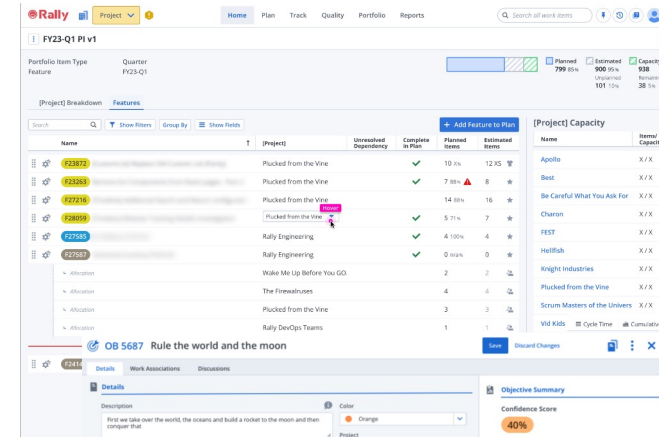
Unified DevOps

- Bridging Business and Engineering Preferences by - integration with toolsets such as Jira, Azure DevOps, Confluence
- Data Consistency Across the Enterprise - by Integrations with DevOps toolsets such as GitHub, GitLab, Jenkins



Modern, Secure Platform

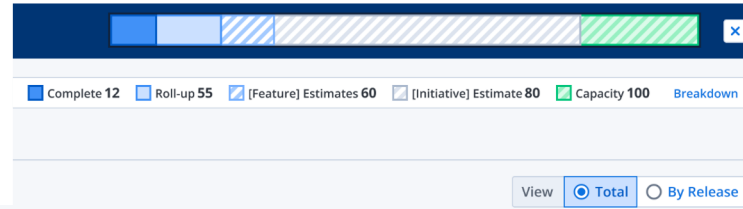
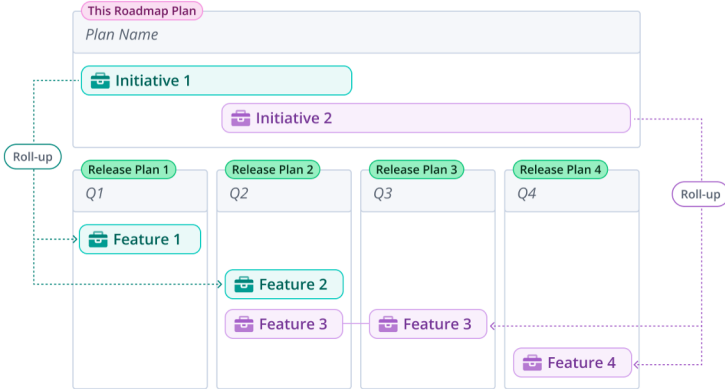
- Flexible Administration
- FedRAMP Parity and Compliance
- Continued 508 Compliance



Connected Planning and Tracking

Portfolio Item Hierarchy

- Roll-up Features in Release Plans to Initiatives in this Roadmap Plan
- Mirror Features in both Release Plans and this Roadmap Plan



Project Name	↑	Initiatives	FY23-Q1 → FY23-Q4	Capacity
▼ Rally Engineering		4		1000
Initiatives				
		↑	FY23-Q1 → FY23-Q4	
		I12345 Initiative 1		
		I12346 Initiative 2		
		I12347 Initiative 3		
		I12348 Initiative 4		
		I12349 Initiative 5		
Add / Remove Initiative(s) to Project Plan				
▼ Clarity		3		1000

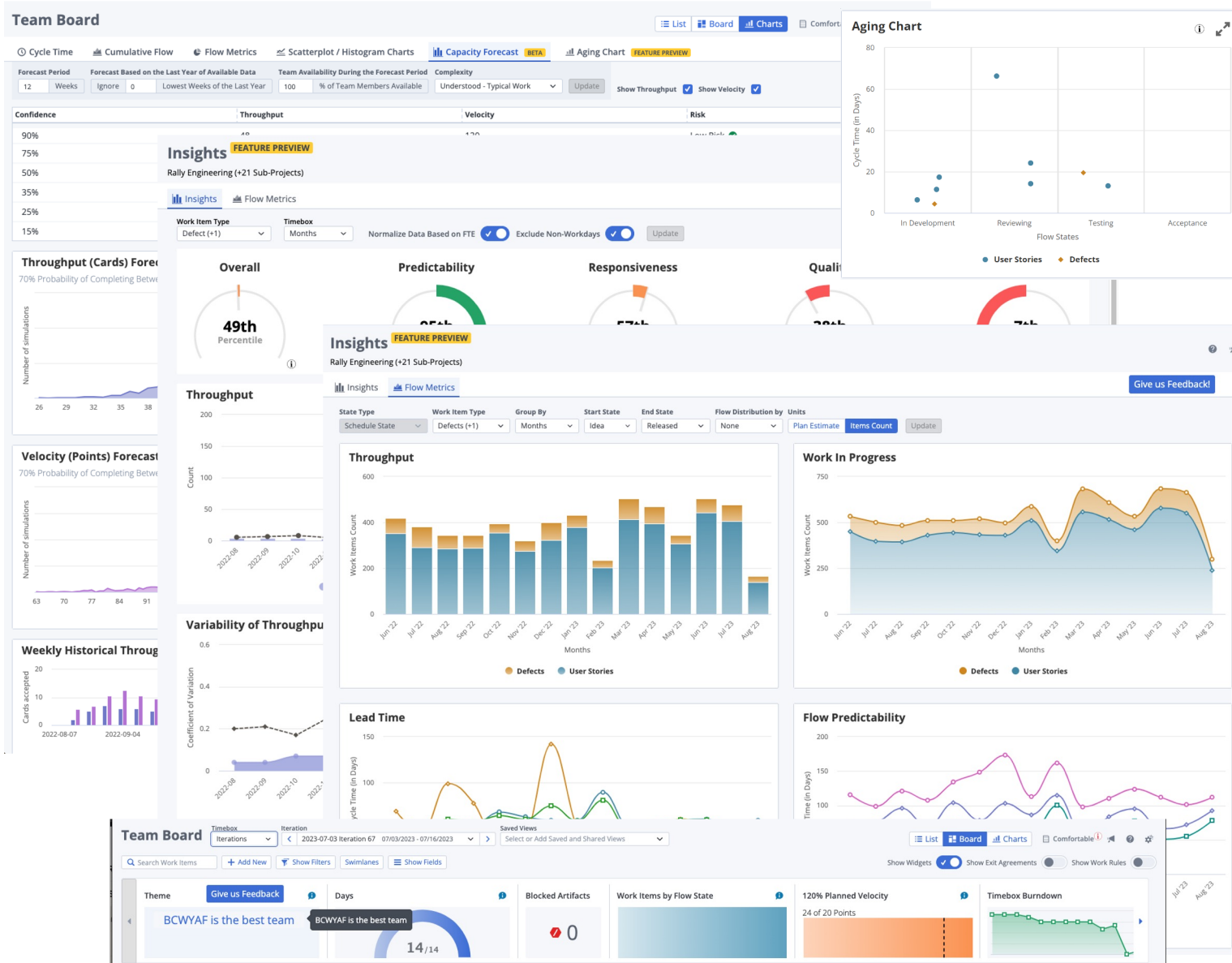
Objective(s)

- Providing holistic, insightful way of tracking and understanding plans at multiple levels (Multi-Release, Release, Team, Iteration etc.) so that plans are connected for rolling up or down.

Why Is this Important?

- Users need to be able to utilize Rally for their planning activities without the necessity of external tools. Some of the biggest hurdles to adoption are visibility above one release, and bringing tracking/scope information alongside their plans.

Insightful Work Management



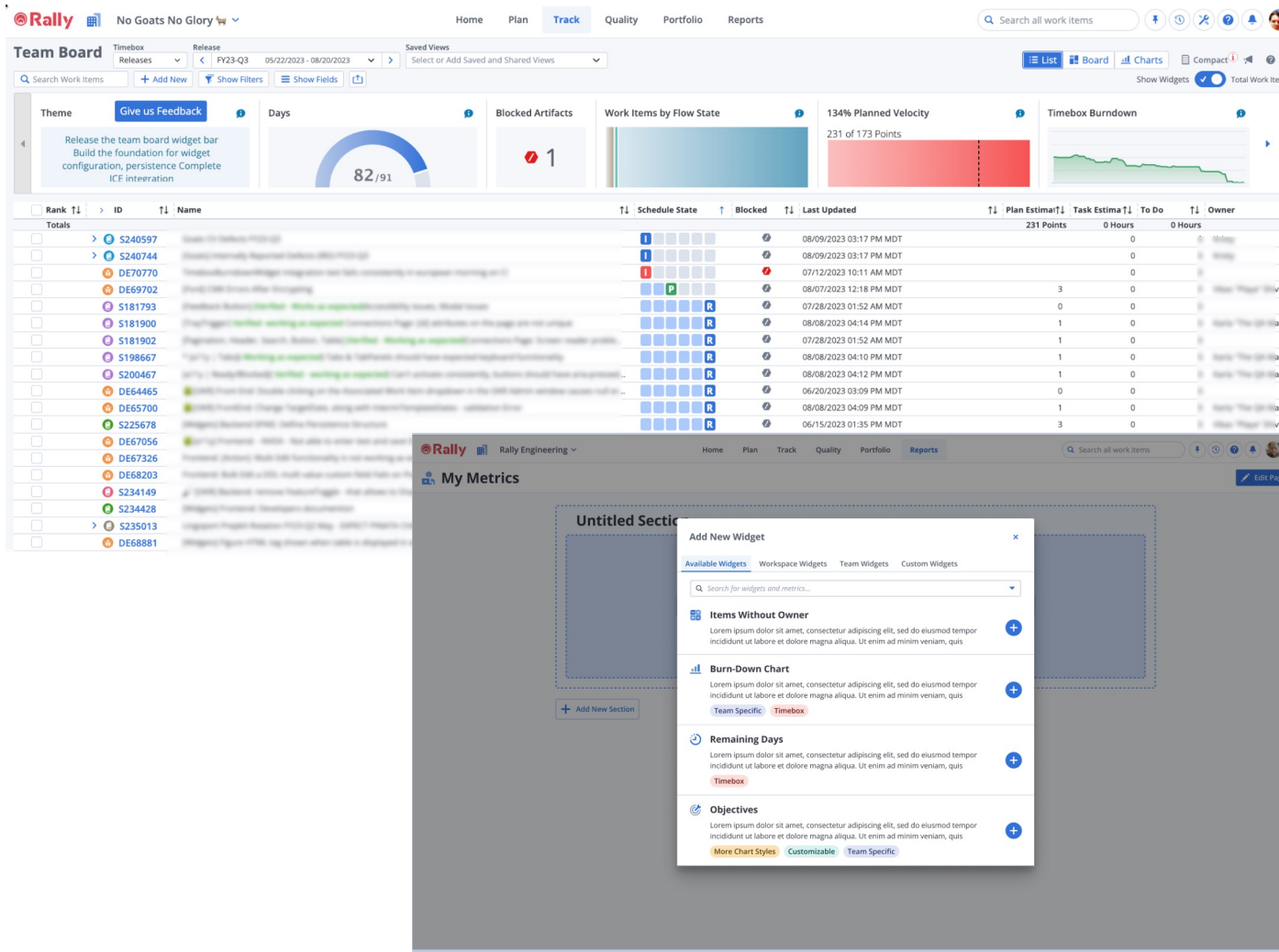
Objective(s)

- Improve performance, reduce complexity, and reduce costs for analytics systems
- Provide predictive analytics capabilities to help customers make better planning decisions
- Provide vertical reporting capabilities at scale

Why Is this Important?

- Users expect Rally to provide analytics and reporting at scale with high levels of performance
- Make it easier to make decisions using data

Rally Widgets



Objective(s)

- Make it easier for users to tell the stories they need within the context they are working without writing custom code
- Satisfy >80% of the need for custom apps with a set of modern, configurable visualizations

Why Is this Important?

- Make it easier for users to tell the stories they need within the context they are working without writing custom code
- Satisfy >80% of the need for custom apps with a set of modern, configurable visualizations

New Features



Insightful Work Management

Capacity Forecasting Tool

Rally Insights & Portfolio Flow Metrics

Aging Chart

Connected Planning

Enhanced Capacity Planning

Platform

FedRAMP - Adv. Analytics

Feature Preview

Rally Widgets

Rally Widgets on the Teamboard

UX Enhancements

Rich Text Editor Updates

Team Board List View and Timebox Scoping

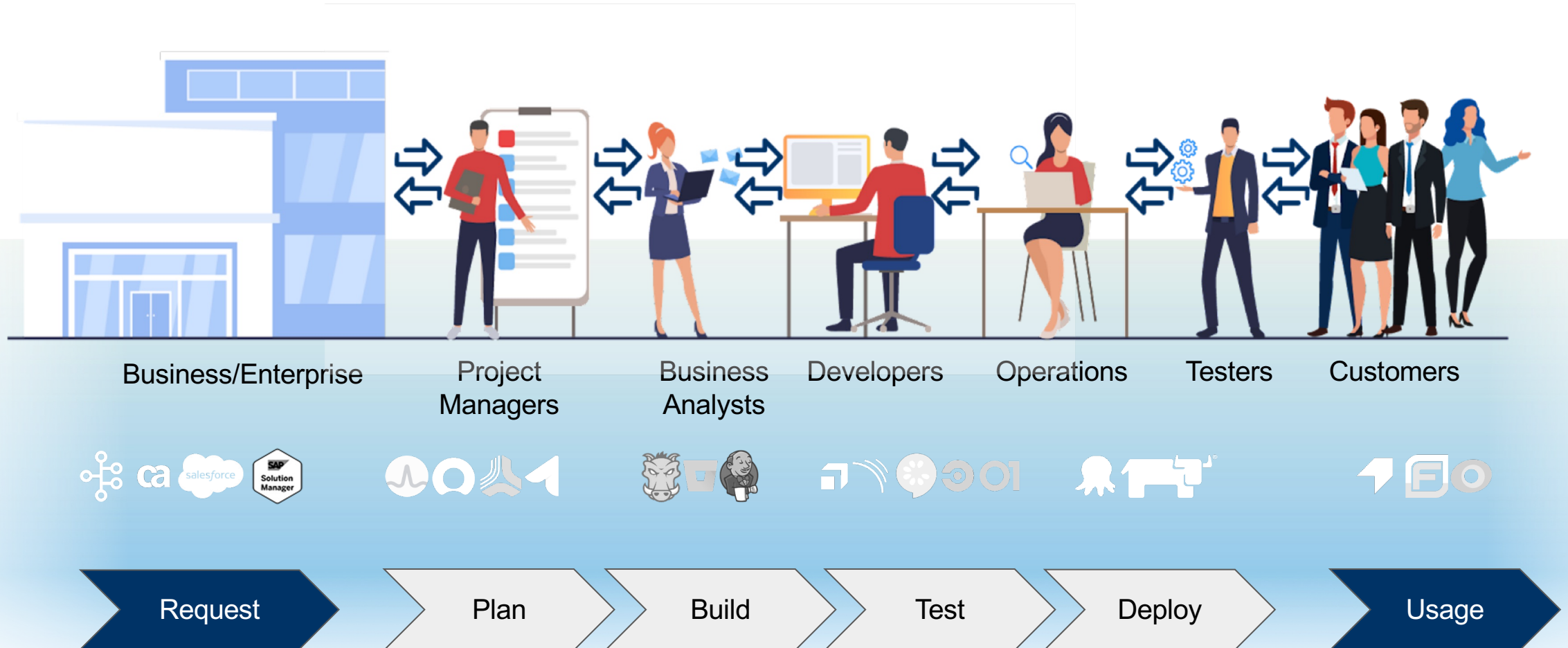
Recent Tags

Enterprise-Grade User Admin Experience

ConnectALL

ValueOps ConnectALL - At a Glance

Connect and automate all software solutions, artifacts, documents, data, etc. flowing across the software delivery value streams, in order to facilitate timely delivery with exceptional quality and predictability



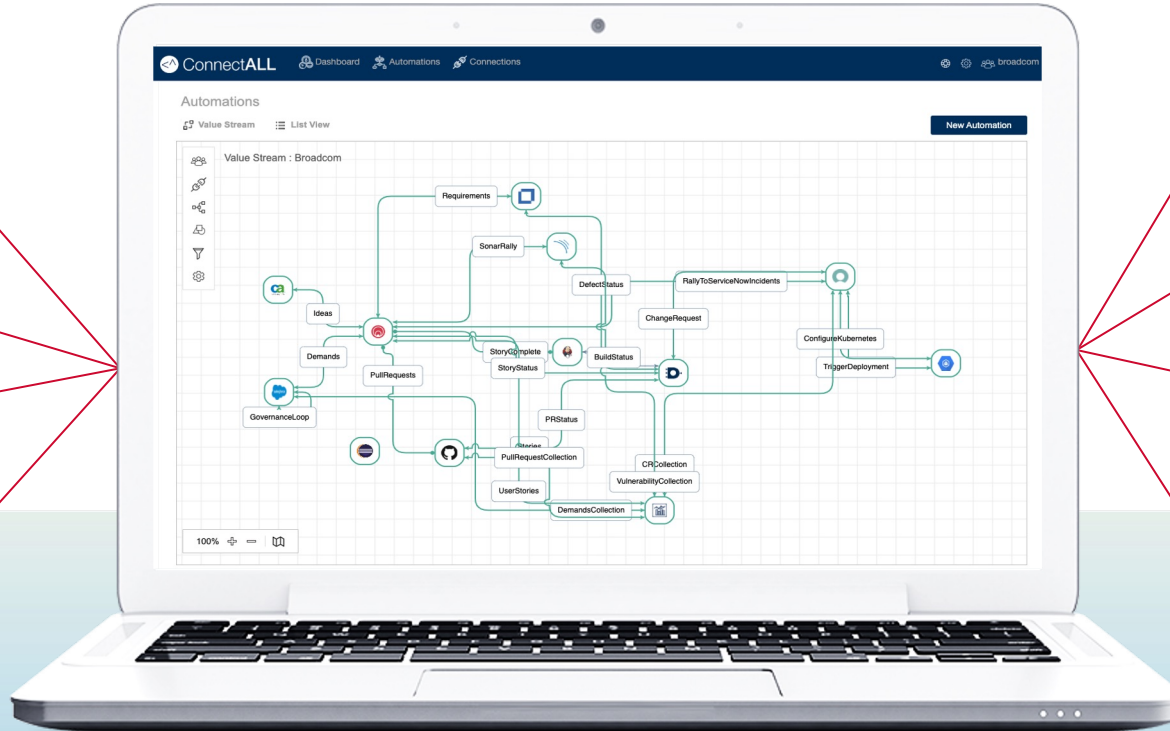
ValueOps ConnectALL - At a Glance

Automate workflows

Synchronize information

Achieve OKR goals

Provide transparency across disparate teams



Harvest data for metrics

Enforce governance

Gather data for regulation and compliance

Identify and eliminate waste



Request

Plan

Build

Test

Deploy

Usage

Automation at Every Step



ServiceNow



Clarity



Rally



Jira



Microfocus ALM



GitHub

Jenkins

Octopus

Service Management

- Incidents
- Issues
- Requests

Portfolio Management

- Ideas
- Strategies
- Initiatives
- Roadmaps

Requirements Management

- Initiatives
- Epics
- User Stories
- Tasks
- Sub Tasks
- Defects
- Sprints

Test Management

- Defects
- Test Plans
- Test Scripts
- Tests
- Results

Config, Build & Deploy Mgmt.

- Commits
- Pull Requests
- Builds (Jobs)
- Results
- Deployments



Request

Plan

Build

Test

Deploy

Usage

Standard Adapters

Plan

Code

Test

Release

--	--	--	--	--	--

Deploy

Operate

Monitor

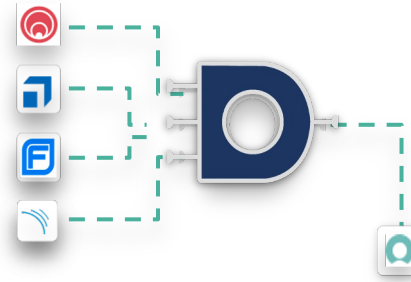
--	--	--	--	--	--	--

Additional Adapter Types



Universal

- Allows you to quickly connect to any tool in your software delivery value stream
- Through Swagger can turnaround adapters in a day



Logic Flow

- Smart monitoring and triggering utilizing conditional AND-Gates & OR-Gates
- e.g. - orchestrate and manage releases through conditions based on package availability, security scans, etc.



Database

- Sync records to and from any application with any database.
- Disperse centralized data to various tools & software solutions



Insights

- Capture and aggregate data flowing through the value stream - no need for synchronization
- Out-of-box data models for normalizing data between different software solutions

Clarity



Stay Engaged with Us

Weekly	Monthly	Quarterly	Semiannually	
<p>Office Hours</p> <p>40 attendees</p> <p><i>Relationship-building open conversations between customers & Product Management</i></p>	<p>Roadmap Review</p> <p>110 attendees</p> <p><i>Gives customers confidence & validates our strategy</i></p>	<p>End to End Demo</p> <p>200 attendees</p> <p><i>Drives awareness & adoption by showcasing product capabilities</i></p>	<p>Release Preview</p> <p>300 attendees</p> <p><i>Go-to-market for the release allows us to take credit for the value delivered</i></p>	<p>User Groups</p> <p>600 attendees</p> <p><i>Regional meetings featuring customer presentations that promote our community</i></p>
	<p>Innovation Call</p> <p>40 attendees</p> <p><i>Customers participate in prioritization by pitching ideas & voting</i></p>	<p>Design Studio</p> <p>15 attendees</p> <p><i>Open discussion between UX and customers on use cases</i></p>	<p>Value Validation</p> <p>6 attendees</p> <p><i>3 day customer-led sprint where they use the new features & provide feedback</i></p>	<p>CAB</p> <p>10 attendees</p> <p><i>Forum for large customers to share experiences & identify industry trends</i></p>

Email clarity@broadcom.com to sign up for any program

Roadmap

	2023-Q1	2023-Q2	2023-Q3	2023-Q4	2024-Q1
Events				★	🔧
Workforce Modeling	WFM: Plans w/ Resource Import & Hierarchy Navigator	Plans: Versioning	Plans: Generate by Resource or Investment OBS	Hierarchical Tree Grid	Draw Down Funding
	Staffing Improvements: Easier add/remove, max/min workspace, and colorization	Plans: Add'l Resource & Investment dimensions	Plans: Support for FTEs/Hours/Days	OBS sync w/ delta visibility	Resource Skills
		Staffing: Over/under allocation thresholds support	Staffing: Support for ETCs	Versioning	Workforce Modeling
Perpetual Teams	Teams: View resources in allocation Details	Teams: Convert to Investments		Teams: Using Team Allocation as Availability for Investments	Rally Integration - Teams
				Process-Enable Resources	Teams Version 2.0
				Make Resource attributes available in the Staff module	
OKR Management	Custom object/subobject improvements: Name length, copy, separate Navigate right	Define OKR objects	Nested Grid Visualization	Sync Parent	Resource Manager Hierarchy
		Investment type parent mapping	Associate OKRs with resources/teams	Sync Target Values	Quick Navigation/Filters
					Resource Profile for visibility
Smart Automation	My Workspace: Action Items	Timesheet validation rules			Smart Automation
		Notifications: Send via business rules	Action Items: Option to Link to Modern UX for Email Notifications	To Do Automation	To Do Watchers
		Notifications: Library	Mobile To Do's		Integrations
		Notification bell updates dynamically	Notifications: To Do Owner	Import from CSV for Investments (CITs, Projects & Ideas)	Clarity Concierge
		Notification user settings for all types		Checklist Sections	Audit: Option to display date/time in grid
		TSV and OBS support for CSV import for custom master objects	Notifications: Assigned Resources	Mobile Enhancements	Investment Snapshots
Augmented Audit	Audit module on blueprintable objects	Audit: Grandparent & record name & ID		Group By for Per-Period metrics and assignments per-period metrics	
	Audit for TSV & OOTB MVL attributes			Adding Staffing Records as "Insert" instead of "Update"	
	Audit for User Groups, assigned resources, and action item status				
Advanced Visualization	Hierarchy - Export Timeline to PDF	Full Totals Aggregation w/o Group By	Hierarchy - Task Visibility	Roadmap Groups	Project Tiles Configuration
	View to compare Budget to Plan to Actuals	Reorder & group tiles for Custom Investment Types (CITs), custom objects, and Teams	Hierarchy: Board v2.0 card configuration	Hierarchy: Increase limit	Self Building Hierarchies
	Column layout configuration on canvas	Investment canvas: table widgets & widget configuration options	Canvases in Roadmaps & Objectives	Hierarchy - Task Timeline	Hierarchy Dashboards
	Multiple Group By's in Grids		Store column/swimlane/rows collapse/expand state on boards and grids per user		To Do Workspace Board
	Hierarchy - Agreements Visibility	Hierarchy: Options for tree layout		Canvases on Custom Master Objects	SQL Queries for Grids (reporting)
	Hierarchy - Key Milestones on Timeline	Hierarchy: Support for canvases		Channels into Modern UX	
	Visual widgets on Investment Canvas	Export non-status report canvases to PDF		Promote Items into the Menu	
	Upgrade Investment boards to v2.0	Upgrade rich text editor to support images and tables		Assign or Change Menu Icons	
	Personalize my Workspace	Boards: Hide "None" column when empty			
	Hierarchy - Events in Timeline	Nested grids for custom master objects			
RFEs (selected items)	Copy custom subobjects as part of template	Task Dependencies in Details	Ability to link from Classic to Modern via Object Actions	Right-click to Copy Tasks	Undo or Back Option
		Copy CITs & Ideas		Relabel fields per investment Type	User Self Authentication
		Copy Tasks between Investments	Schedule roadmap sync for linked Investments**	Option to show "Today" in the Task Timeline	PDF Integrated to Job Scheduler
		Starred filter in Project Tiles	Sharina Saved Views via URI: link**		Multi-Currency Transactions

A Year's Worth of Features

Clarity 16.1.0

- **Transforming Investment Management**
 - Copy projects
 - Simplified Scheduling: Moving a task shifts all successor tasks
 - Retention of task timeline expand/collapse state & baseline compare
 - Flag to allow filtering of assignments to show only those for active resources
 - Make To Do's table available on Status Reports
 - Option to set Status Report Date to Current Date on preview
 - Status Reports workspace (across investments)
 - Bulk PDF export for Status Reports
 - Tasks workspace: Calendar for scheduling tasks
 - Tasks workspace: Board w/ swimlanes, card configuration & sorting **BETA**
 - Timesheets: Convert Resource Manager Filter From String to Lookup
 - Timesheets: Viewing with Approval Rights for Closed Time Periods
 - Timesheets: Visual Widgets over grid
- **Reinventing Resource Management**
 - "% Availability" as a unit of measure
- **Providing Financial Transparency**
 - Transaction entry via grid
 - Field level security (FLS) on Cost Plans/Budgets/Benefit Plans
 - Visual widgets on Investment Cost Plan/Budget/Benefit Plan Detail modules
- **Clarity Checklists & To Do's**
 - My Workspace: Conversations and email notification improvements
 - Visual widgets on To Do modules within investments
- **Top Down Planning (Roadmaps)**
 - Drag-and-drop ordering of roadmap items in grid
 - Filters for 'Has dependencies' & 'Has agreements'
 - View option to display names on roadmap events and item events in legend
 - Auto-granting Roadmap Navigate right when Sharing
- **Lifecycle Management (incl. Demand Mgmt)**
 - Action Items module on Investments
 - Process Action Items: Ability to respond via email **BETA**
 - Hierarchies: Staff module with visual widgets
 - Hierarchies: Financials module editable w/ actuals drill down
 - Hierarchies: TSVs available for custom subobjects
- **Clarity Connections (Clarity-Rally)**
 - Sync individual investments on demand (C2R now; R2C in 16.1.0.1)
 - Quality-of-Life Improvements: Server time zone handling, support for Clarity 'enum' lookups & null values, immediate return of formatted Rally ID following creation from Clarity, & sync message indicates 'created in Rally'
- **Customer Voice**
 - Edit visual widgets in widgets ribbon
 - Ability to star (favorite) various subobjects (e.g. Roadmap Items, Risks)
 - Grouping for filter options
 - Views: List Favorites first, rename "Default" to "Recommended"
 - Views: Sharing via access groups
 - Option to display flyout on right or bottom
 - Option to configure the modules in the subobject detail flyouts
 - Persist Selected Items (within session)
 - Business Rules: Hide Attributes on Properties modules
 - Enable canvases with tables and attributes on all Investments
 - Investment Canvas: Stock/custom subobjects & To Dos available in tables
 - Page canvases: Add attribute support, including rich text
 - Users grid: Create users, mark as starred, add attributes & available in audit
 - Audit grid in Modern UX Administration
 - Conversations: Option to show in flyout for blueprintable objects
 - Conversations: Displays name & resource ID instead of name & role
 - Grids: Per Column Aggregation by Data Type (Avg, Count, Min, Max, Sum)
 - Generic CSV import for custom master objects **BETA**

Clarity 16.1.2

- **Transforming Investment Management**
 - Starred filter in Project Tiles
 - Copy Tasks between Investments
 - Task Dependencies display in Details
 - Continuing work in **Advanced Visualizations**
 - Investment canvas: Table widgets & widget configuration options
 - Export non-status report canvases to PDF
 - Reorder & group tiles for CITs & custom master objects
 - Investment type parent mapping
- **Reinventing Resource Management**
 - Blueprints for Resources
 - Staffing: Starred for Investments and Resources
 - Staffing: Over/under allocation thresholds support
 - Staffing: Hard allocation support
- **Providing Financial Transparency**
 - Totals row aggregation without group by
 - Visibility into unposted transactions
- **Lifecycle Management (incl. Demand Mgmt)**
 - Notifications: Library
 - Notification bell updates dynamically
 - Notification user settings for all types
 - Expansion of business rules at part of **Smart Automation**
 - Notifications: Send via business rules
 - **Augmented Audit capabilities**
 - Audit: Enable Investment Financial Plans and Details
 - Audit: Grandparent & record name & ID
 - Audit: Enable for 3rd Level Subobjects (e.g., Assignments)
- **Business Intelligence & Mobile**
 - Mobile: Timesheet level notes
 - Mobile: Return own timesheet
 - Mobile: View future time periods for My Timesheet
 - Mobile: App Branding options
 - Mobile: User Settings page
- **Clarity Connections (Clarity-Rally)**
 - Foundations for **OKR Management**
 - Introduction of OOTB Objectives & Key Results objects
- **Customer Voice**
 - Multiple group by's in grids (up to 3)
 - Display asterisk for business rule required attributes on Properties module & Details flyout
 - Boards: Hide "None" column & swimlane when empty
 - Checklists: Co-Ownership and retaining To Do Status on Idea Conversion
 - TSV support for CSV import for custom master objects
 - Separate navigation rights for each administration tile
 - Option to have security rights override field level security (FLS)
- **Top Down Planning**
 - Roadmaps: Set "Sync with Events" as default
 - Roadmaps: Sync Parent & Type fields
 - Roadmaps: Snap to Period option
 - Hierarchy: Options for tree layout
 - Hierarchy: Support for canvases
 - Plans in **Workforce Modeling**
 - Versioning
 - Add'l Resource & Investment dimensions

Clarity 16.1.1

- **Transforming Investment Management**
 - Update Investment boards to v2.0
 - Start to **Advanced Visualizations**
 - Greater flexibility in canvas layout
 - Visual widgets based on subobjects on Investment Canvas
 - Automatic creation of Custom Investment Type (CIT) lookup when CIT is defined
 - Starred for Tasks, including when adding tasks to timesheets
 - Current, Next and Previous as smart filters for timesheet periods
 - Copy custom subobjects as part of template creation in Investments*
- **Reinventing Resource Management**
 - Staffing Timeline: Minimize/maximize workspaces
 - Teams: Ability to see team members in allocation Details panel
 - Staffing Timeline: Allocations over & under colorization
 - Staffing Timeline: Easier add of investments and/or resources/roles/teams
 - Staffing Timeline: Additional visibility to easily see unstaffed investments
 - Staff Grid: Navigate to Staff module by clicking Resource Full Name
- **Lifecycle Management (incl. Demand Mgmt)**
 - Originating Idea (convert Idea to Project) now linkable in Projects grid
 - Action Items: Library
 - Action Items: Module on custom master objects
 - Action Items: Separate delete from process delete
 - Action Items: Create purge job
 - Expansion of business rules at part of **Smart Automation**
 - Simpler ways to take simple actions in sequence or together
 - Including setting a field value based on another field change
 - Or sending an action item
 - **Augmented Audit capabilities**
 - Audit: Module available on blueprintable objects
 - Audit: Changed Date displays Date & Time (not just date)
 - Audit: TSV & Several OOTB MVL attributes available
 - Audit: Assigned Resources & User Groups
- **Business Intelligence & Mobile**
 - Action Items: Mobile
- **Providing Financial Transparency**
 - Additional attributes to compare budget vs plan vs actual*
 - Relabeling & tool tips for Cost Plan Detail & Benefit Plan Detail attributes
 - Multiple lines per grouping attribute combination*
 - Transactions REST API (inbound)
 - Resource API allows updates to Resource Financial Attributes
- **Clarity Checklists & To Do's**
 - My Workspace: Action Items
 - Investment Manager filter in "All" To Dos grid and Smartlists
 - Improved Link Navigation in To Do Tasks, Risks, Issues, & Changes workspaces
 - Filter groups now available in cross-investment Tasks workspace
- **Clarity Connections (Clarity-Rally)**
 - OKRs: Owner, interim targets, & actuals sync
 - Rally visual indicator for Portfolio Items created from Clarity
- **Customer Voice**
 - Update Custom Master Object boards to v2.0
 - Custom objects/subobjects name field length increased to 256
 - Copy custom objects/subobjects
 - Preview and error handling for custom master object CSV import
 - Update string filters with option to be lookups
 - Expose previously hidden "prefilters" as Required filters (presence required, NOT values)
 - Modern UX User Settings for Conversations & Sharing Notifications
 - "Not Securable" filter in Attributes grid
 - Separate custom object Navigate right from other rights
- **Top Down Planning**
 - Roadmaps: Upgraded to Board v2.0
 - Hierarchy: Agreements and connector lines in Timeline
 - Hierarchy: Key milestones as Timeline Events
 - Hierarchy: Export Timeline to PDF
 - Hierarchy: Option to configure the Details flyout for certain subobject modules
 - Plans in **Workforce Modeling**
 - Import resources to populate base totals
 - Aggregate views by Role, Employment Type and Investment Category, with additions & reductions
 - Hierarchy plan navigator

Clarity 16.1.3

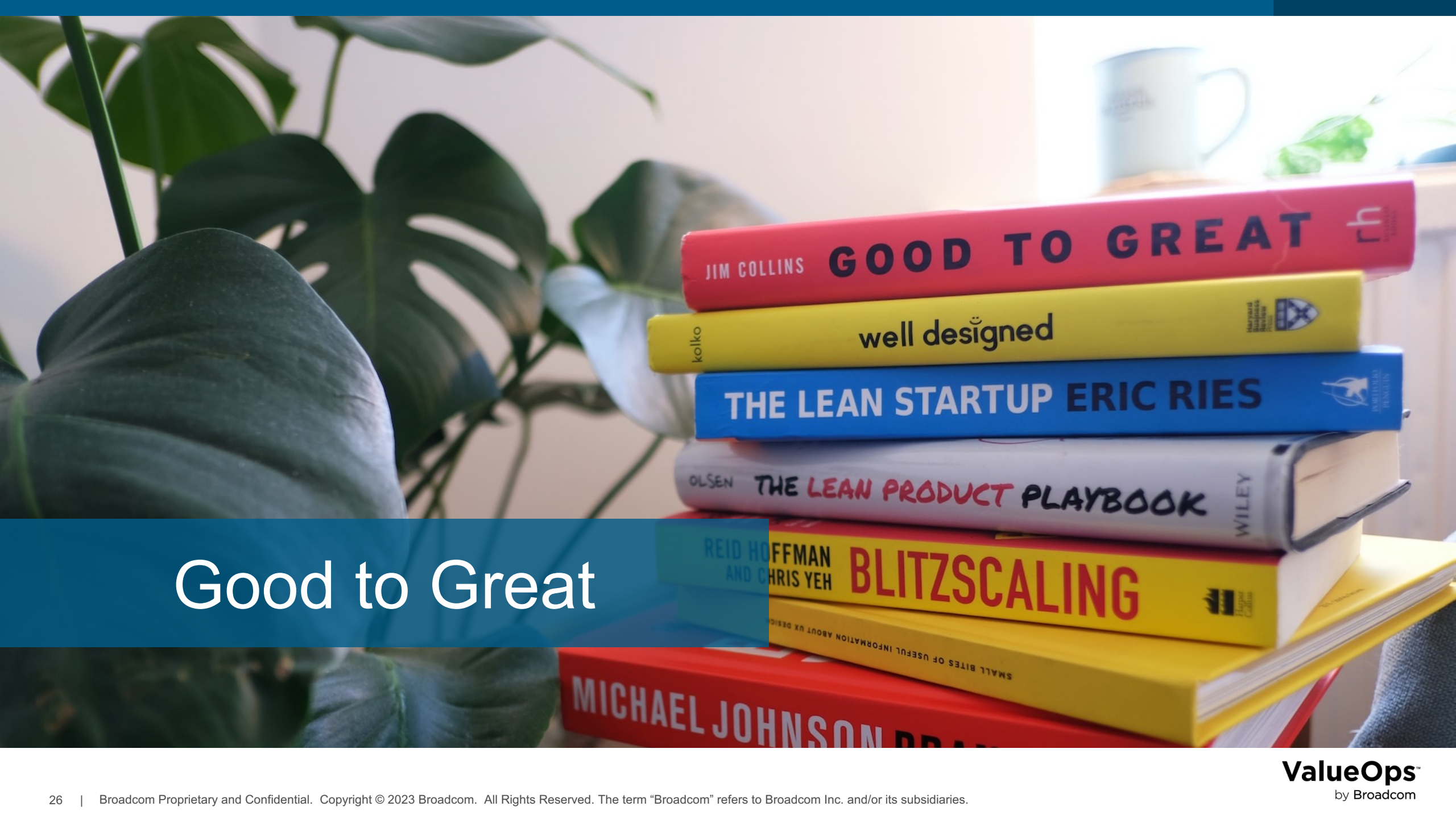
- **Top Down Planning**
 - Roadmaps: Swimlane Groups in Timeline*
 - Roadmaps: Collapse/expand Swimlanes & Swimlane Groups*
 - Roadmaps: Single-select lookups also available as badges in timeline*
 - Roadmaps: Create events from roadmap item dates (not from investment)
 - Roadmaps: Canvases
 - Roadmaps: Schedule sync for linked investments**
 - Hierarchies: v2.0 card configuration
 - Hierarchies: Tasks module with Board, Calendar & Grid Layouts
 - Hierarchies: "Parent" and "Level" attributes available in subobject modules
 - Plans in **Workforce Modeling**
 - Generate by Investment OBS w/ support for FTE/Hours/Days*
 - Sync: Investments/Staff with Plans
 - Plans Administration: Configuration Control for Attributes to Include
- **Transforming Investment Management**
 - Copy Custom Investment Types (CITs) & Ideas*
 - Continuing work in **Advanced Visualizations**
 - Status Report Canvas: v2.0 Chart & Table widgets (incl Add'l Target Objects)
 - Investment Canvas: Additional Target Objects (Staff, Financials, Status)
 - Risks/Issues/Changes name length extended to 256 characters
 - Timesheet/Time Entry Note Date*
- **Reinventing Resource Management**
 - Evolution to **Perpetual Teams**
 - Teams: Converted to investments*
 - Teams: Reorder & group tiles, Copy, Create from Template
 - Staffing: Support for Assignments/ETCs*
 - Staffing: Option to "Hide empty groups"
- **Providing Financial Transparency**
 - Cross-investment Posted transactions workspace
- **Clarity Checklists & Mobile**
 - Note field on To Do's*
 - My Workspace: Conversation Feed Grouping
 - Mobile: Checklists
- **Clarity Connections (Clarity-Rally)**
 - **OKR Management**
 - Option for OBS security on Objectives
 - Display mappings out of the box (e.g., progress, confidence score)
 - Add To Do's to Key Results*
 - Custom sub-objects for Objectives
 - Nested subobjects in grid for Objectives & Key Results
 - Continuing work in **Advanced Visualizations**
 - Canvases in Objectives
 - Support for Objective Hierarchies
- **Customer Voice**
 - Generate URL links that include the view to display** (sharing is separate!)
 - View Options: Ability to pick 'x' number of periods based on Start Date**
 - Persist column/swimlane collapse/expand state on boards per user
 - Picklists: Requires a specific security right to delete if you did not create them**
 - Create from Template for Objectives, Agreements & CMOs
 - Help Text on Create/Edit layouts*
 - Rich text support for images & tables*
 - Nested subobjects in grid for Custom Master Objects (CMOs)
 - Introduction of blueprintable Subobject pages*
- **Lifecycle Management (incl. Demand Mgmt)**
 - Action Items: Option to Link to Modern UX for Process Notifications*
 - Notifications: Link based on Target Object (incl subobjects)*
 - Notifications: To Do Owner*
 - Notifications: Task Assignees*

Clarity 16.2.0 (tentative and definitely subject to change)

- **Top Down Planning**
 - Continued work in **Advanced Visualizations**
 - Roadmaps: Roadmap groups (aka roadmap of roadmaps)*
 - Hierarchies: Increase limit (to 3000 nodes)
 - Hierarchies: Tasks timeline layout
 - Plans in **Workforce Modeling** BETA
 - Hierarchical tree grid
 - OBS sync w/ delta visibility
 - Versioning
- **Transforming Investment Management**
 - Timesheet validation rules*
 - Right-click copy support for Tasks*
- **Reinventing Resource Management**
 - Evolution to **Perpetual Teams**
 - Teams: Calculate team resource availability from the time-series allocations*
 - Enabling Resource object for processes/workflow*
 - Make Resource attributes available in Staff module*
 - Resource & roles: Support for financial fields in Modern UX*
 - **Augmented Audit** capabilities
 - Group By for Per-Period metrics and assignments per-period metrics
 - Adding Staffing Records as "Insert" instead of "Update"
- **Clarity Checklists & Mobile**
 - Checklists: Sections**
 - Mobile: Note date support in Timesheets
 - Mobile: Enhanced "Add Tasks" to timesheet
 - Mobile: Smartlists (view only)
 - Mobile: MS Intune support
 - Mobile: Option for URLs to link to mobile
- **Clarity Connections (Clarity-Rally)**
 - **OKR Management**
 - Sync support for Parent field and Target Values
- **Customer Voice**
 - Channels into Modern UX*
 - Promote investment and pages into the menu
 - Assign or change icons in the menu
 - Expand or collapse menu labels per user
 - Relabel fields per investment type**
 - Option to show "Today" in the Task timeline**
 - Quality-of-Life improvements for Help Text fields
 - Import from CSV for Investment, Projects & Ideas



People Centric Planning



Good to Great



Innovation Flywheel

A close-up photograph of a person's face, wearing safety glasses with a yellow and orange reflective coating. The person is holding a large fan of 100-dollar bills, which are fanned out across the lower half of the frame. The bills are white with green and blue accents, and the number '100' is clearly visible on several of them. A semi-transparent blue banner is overlaid across the middle of the image, containing the text 'Draw Down Funding' in white.

Draw Down Funding

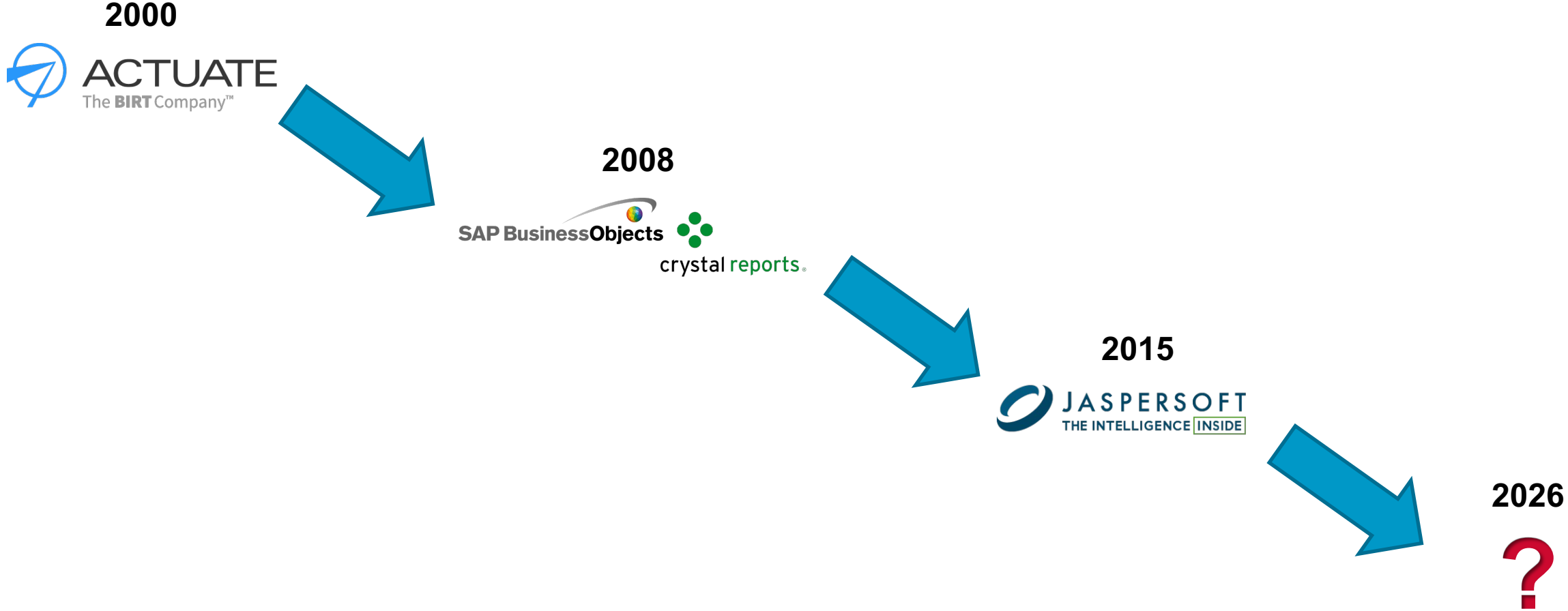


Bigger Better Reporting

Jaspersoft is going away as of December 31, 2026 (39 months from now)

1. Jaspersoft-based reporting will no longer be available via Reports & Jobs in Clarity
 2. The Advanced Reporting ad hoc console will no longer be available via Clarity
 3. Configuration changes (like custom fields) will no longer be automatically added to the Jaspersoft domains
 4. Jaspersoft Server & Studio will no longer be packaged/licensed with Clarity
- There is nothing to prevent you from using Jaspersoft with Clarity on your own like any other reporting solution should you choose
 - What is being removed is the integration (security, configuration updates, etc.)
 - If you have an On Premise Perpetual license, you will be able to run the last Jaspersoft version you download prior to the end date (Dec 31, 2026) indefinitely
 - Otherwise, you can procure licenses for Jaspersoft directly from CSG

So what's going to replace it?



So what's going to replace it?

Two pronged approach

1. OData Connector enhancement

- Make available for On Premise customers
- Incorporate Clarity security into the OData calls
- Allow OData calls against both the data warehouse AND the transactional database

2. Our own Clarity-native reporting solution

- After evaluating the alternative solutions out there, we decided it was best to do it ourselves
- We've already started the ball rolling on this process
- We will share a LOT more details about this as we go (and next year at RegoU)

We believe this is a HUGE opportunity!

Optimized data retrieval, AI-assisted queries, alternative format options, etc.

We want YOU to take part: clarity.reporting@broadcom.com

**CLARITY'S FUTURE
IS SO BRIGHT,
YOU'LL HAVE TO
WEAR SHADES.**



Questions?



Surveys

Please take a few moments to fill out the class survey.
Your feedback is extremely important for future events.

