



regoUniversity

SAN DIEGO • 2023

An Introduction to Participatory Budgeting

Your Guides:

Jeff Barschaw, Rob Greca, and Tad Beaty

Introductions

- Take 5 Minutes
- Turn to a Person Near You
- Introduce Yourself
- Business Cards

Why Participatory Budgeting

What a Workshop Looks Like



The Advantages of Participatory Budgeting

- Decisions are in the hands of people who have the most hands-on information
- People involved in the workshop can see the bigger picture and act on it
- Providing transparency of the process builds buy-in
- Participants must work together and will need to compromise to achieve outcomes
- Having group consensus creates better decision outcomes
- We avoid HIPPO and Squeaky Wheel decisions

How to Run a Workshop

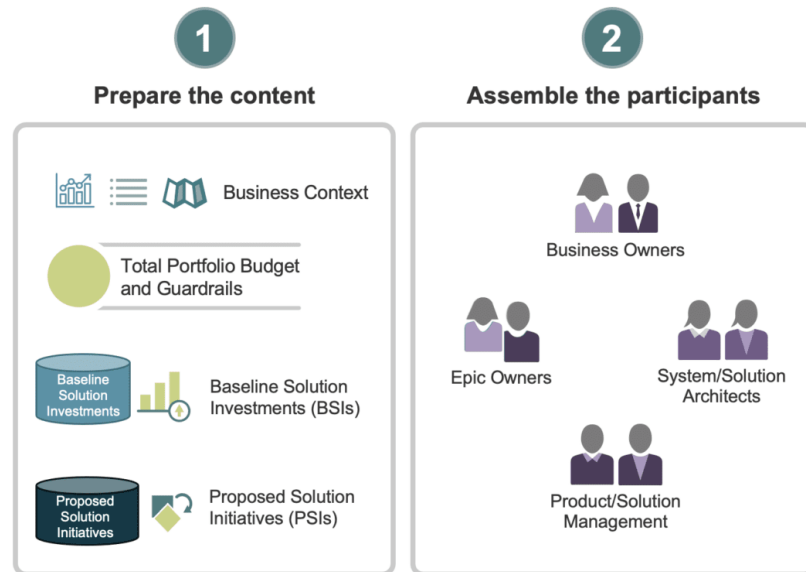
Prepare the Content



© Scaled Agile, Inc.

Gather all information on the current state of the business and the list of Epics up for discussion. You will want to set aside money for the “Run the business” items that we must do.

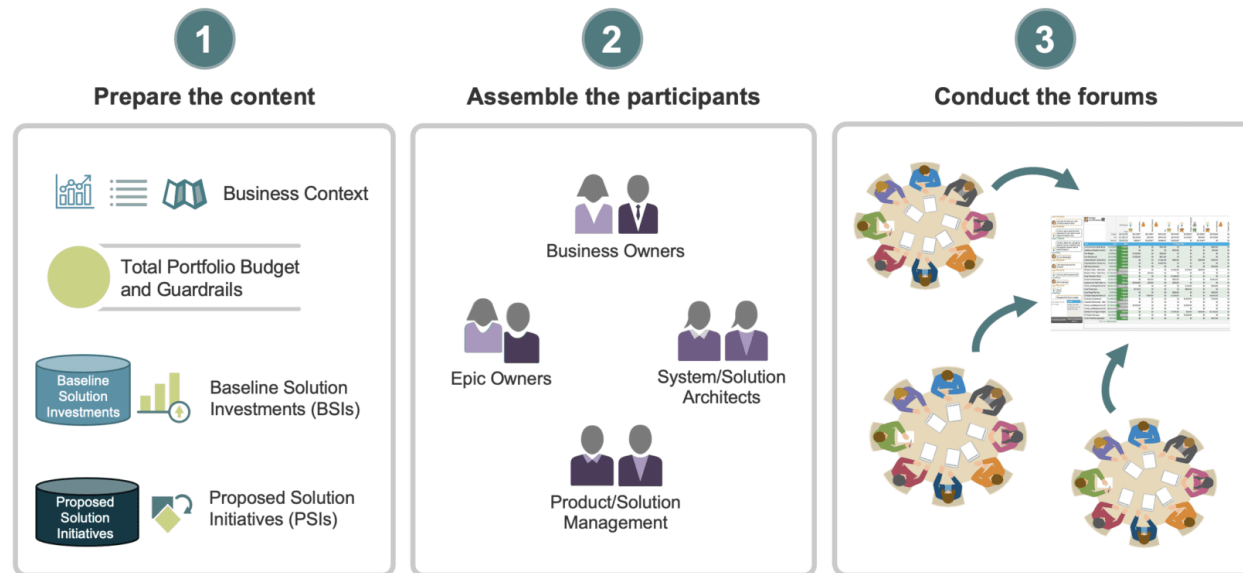
Assemble Participants



© Scaled Agile, Inc.

The people involved in the workshop should include Business Owners, the Lean Portfolio Management group, Epic Owners, Enterprise and Solution Architects, Solution Management, and any other relevant stakeholders.

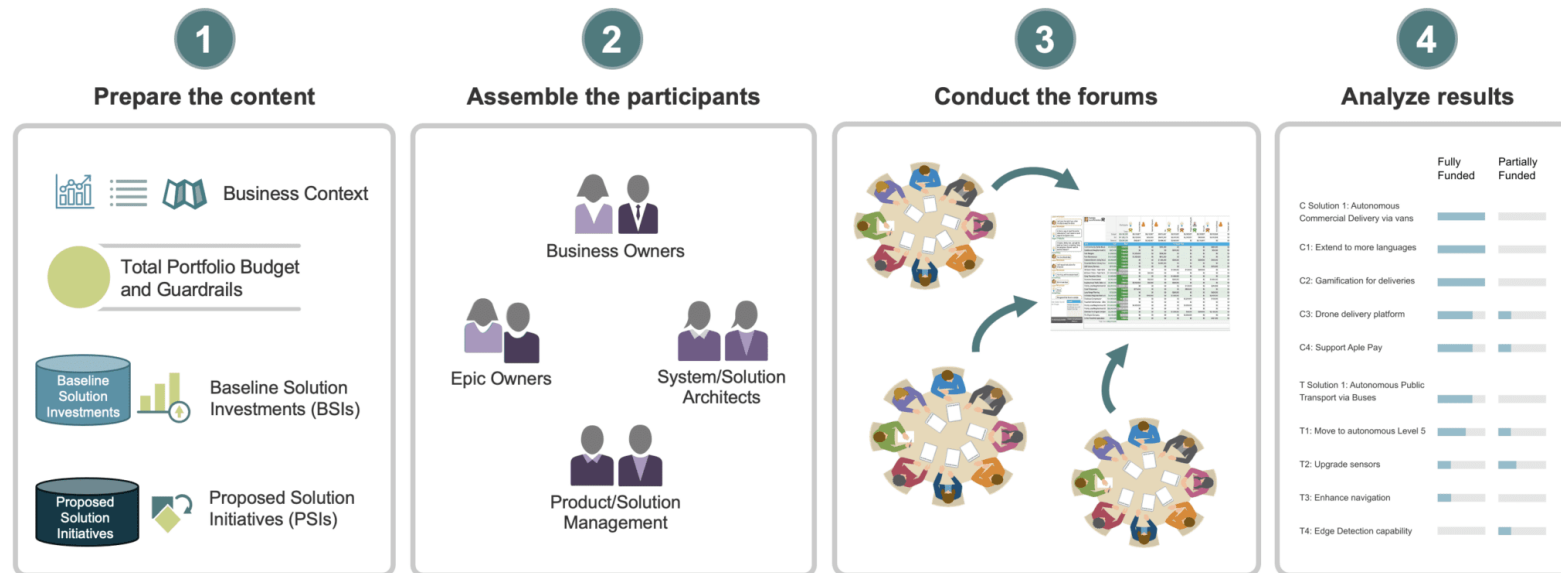
Perform the Workshop



© Scaled Agile, Inc.

Arrange people into tables of five to eight. Ensure that not all of one group sits together. Everyone gets an equal share of the money to spend as they like. People must work together to fully or partially fund Epics as a group.

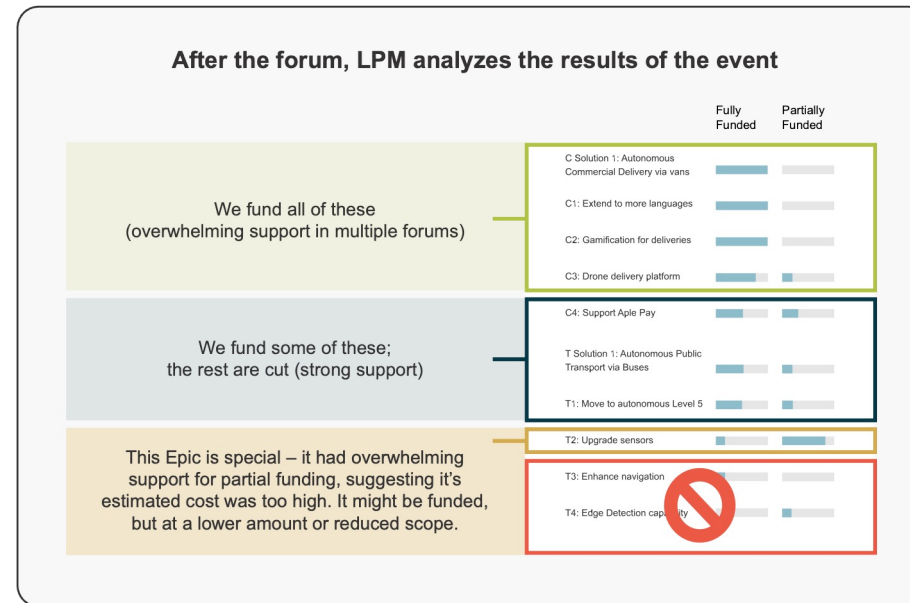
Analyze Results



© Scaled Agile, Inc.

Tabulate the results based on the number of tables that fully funded the Epic. Next tier to break ties is the number of tables that partially funded that Epic

After the Workshop



The LPM should review the voting and make determinations on whether to fund them.

Workshop Time!



Welcome to ACME!

Workshop Briefing

You may know us for our anvils, fireworks, roller-skates, and jetpacks, but supplying cartoon characters with the equipment they need is serious business. Over the next six months we need to prioritize our upcoming work to make sure we deliver the best value to our customers.

Run the business costs: 3.5 million

Total budget: 9.5 million

Available budget for enhancements: 6 million

Total cost of Epics: 9.75 million

Questions?



Surveys

Please take a few moments to fill out the class survey.
Your feedback is extremely important for future events.



Thank You For Attending Rego University

Instructions for PMI credits

- Access your account at pmi.org
- Click on **Certifications**
- Click on **Maintain My Certification**
- Click on **Visit CCR's** button under the **Report PDU's**
- Click on **Report PDU's**
- Click on **Course or Training**
- Class Provider = **Rego Consulting**
- Class Name = **regoUniversity**
- Course **Description**
- Date Started = **Today's Date**
- Date Completed = **Today's Date**
- Hours Completed = **1 PDU per hour of class time**
- Training classes = **Technical**
- Click on **I agree** and **Submit**



Let us know how we can improve!
Don't forget to fill out the class survey.



Phone

888.813.0444



Email

info@regoconsulting.com



Website

www.regouniversity.com