



# regoUniversity

NASHVILLE • 2022

## How Chipotle Takes Automation to a Different Level

**Your Guide:**  
Mason Ingalls

Director, Organizational Change Management & Operations EPMO

Sponsored by

**ValueOps**

Clarity  
Rally Software

**BROADCOM**  
SOFTWARE

# Agenda

- Introduction
- Our Future Preparation Thought Process
- Leveraging Our Clarity and Rally Investments
- Outcomes and Values Driven
- Q & A



**Mason Ingalls**

Director,  
Organizational Change Management  
& Operations EPMO

# Our Future Preparation Thought Process

How we think!!

## Meet “Hyphen”

-- who helps us optimize our innovation --

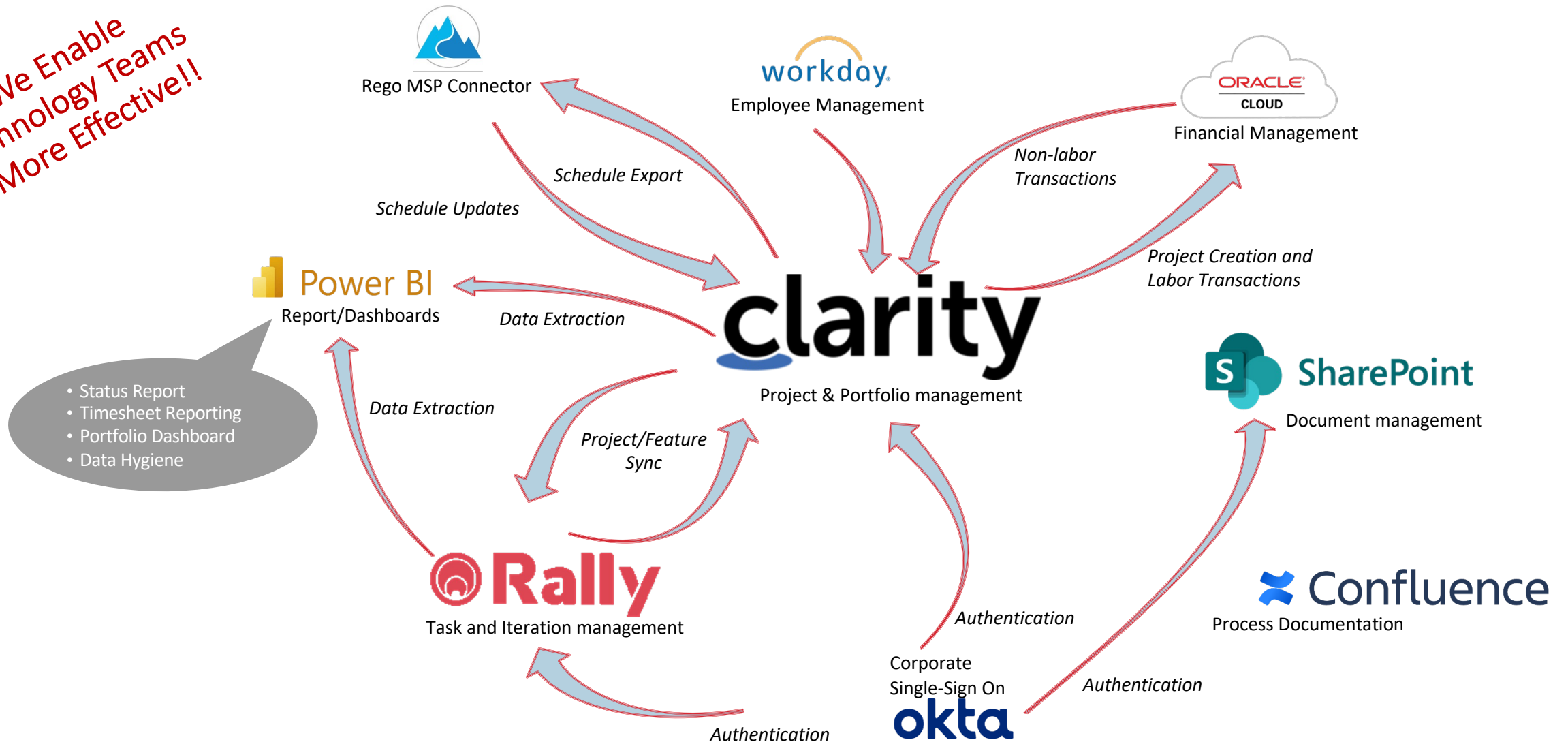


- Smart, safe, and ready to serve
- Innovative features eliminate waste, reduce returns, and ensure every meal is accurate.
- Modules are designed to grow with our business.

# Leveraging our Clarity & Rally Investments



How We Enable Our Technology Teams to be More Effective!!



- **Outcomes**

- Increased capitalization (50% YoY)
- Increased R&D tax credit (25% YoY)
- Status Reporting – formerly hours spent formatting a status slide
- Single point of truth – portfolio planning status (ideas)/project schedules, RAID
- Maintained system administrative overhead via integrations

- **What's next**

- Project TCO
- Road mapping Rally data via Clarity
- NRT Rally connection to PowerBI



**rego**University

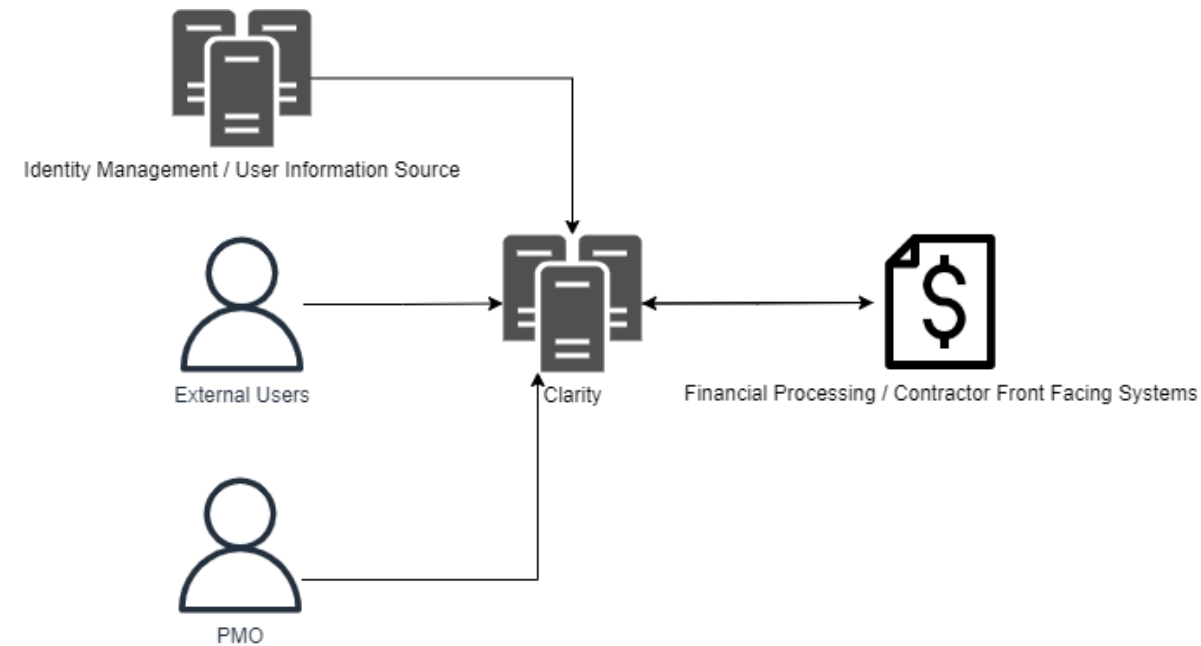
NASHVILLE • 2022

# Data Integrity

**Your Guides:**  
Sarika Bhowte

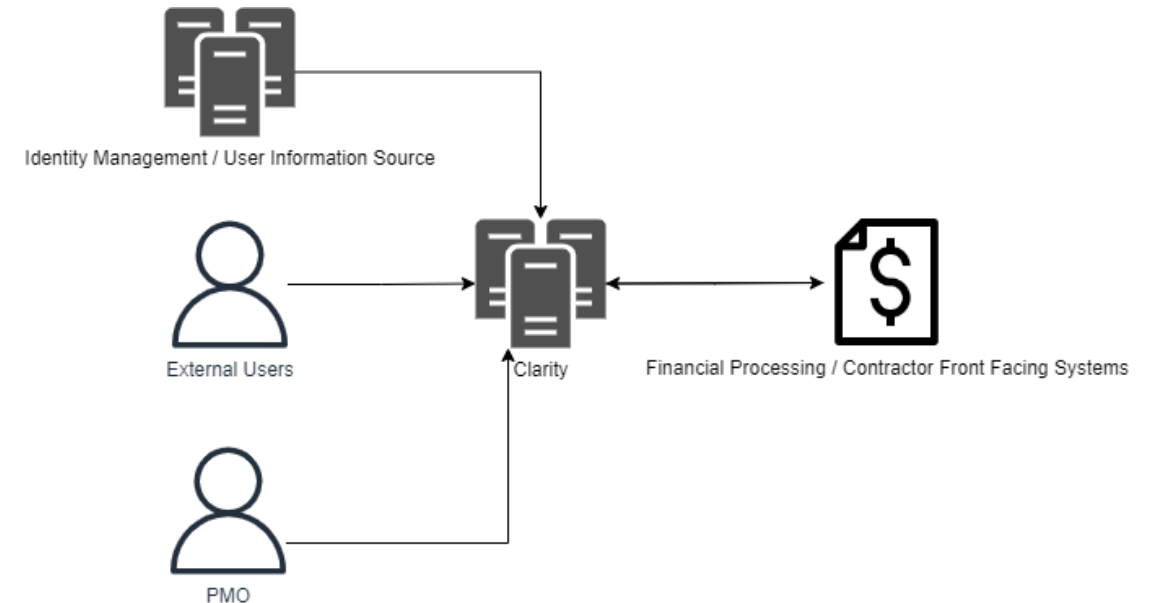
# Introduction to Loblaw

- Clarity is mainly used for Project Management, Labor/Time Tracking and CapEx/OpEx Forecasting
- Community is composed mainly of external IT contractors, who will track time or manage projects
- Resource information is fed from the IDM solution, which only contains base information
- All data is eventually sent over to several financial applications and extracts for stakeholder reporting
- PMO Team is in charge of handling the high amount of data and need to ensure its quality and accuracy, while facing the challenges of:
  - Incomplete data coming in
  - Diverse and rotating user community



# Introduction

- This architecture causes a series of challenges:
  - PMO Team needs to supervise and guarantee resources are fully configured before providing access
  - PMO Team needs to ensure PMs are following the business processes for multiple modules like financial plans, status reports, etc.
  - Ensure financial processing is up to date, as reports and external financial systems are fed periodically with Clarity data





# Data Integrity



# Importance of Data Integrity and Quality

- Data Integrity and Quality monitoring helps organizations:
  - Ensure data is being properly entered into the system
  - Ensures data is consistent, accurate and completely filled out
  - Can aid data security and governance by validating the processes followed to enter data into the system
  - Helps identify common pitfalls like duplication or lack of integrations
- Well implemented protocols translate not only into better adoption, but also confidence in the application
  - Production of repeatable, reliable outputs (Portlets, Reports, Extracts)

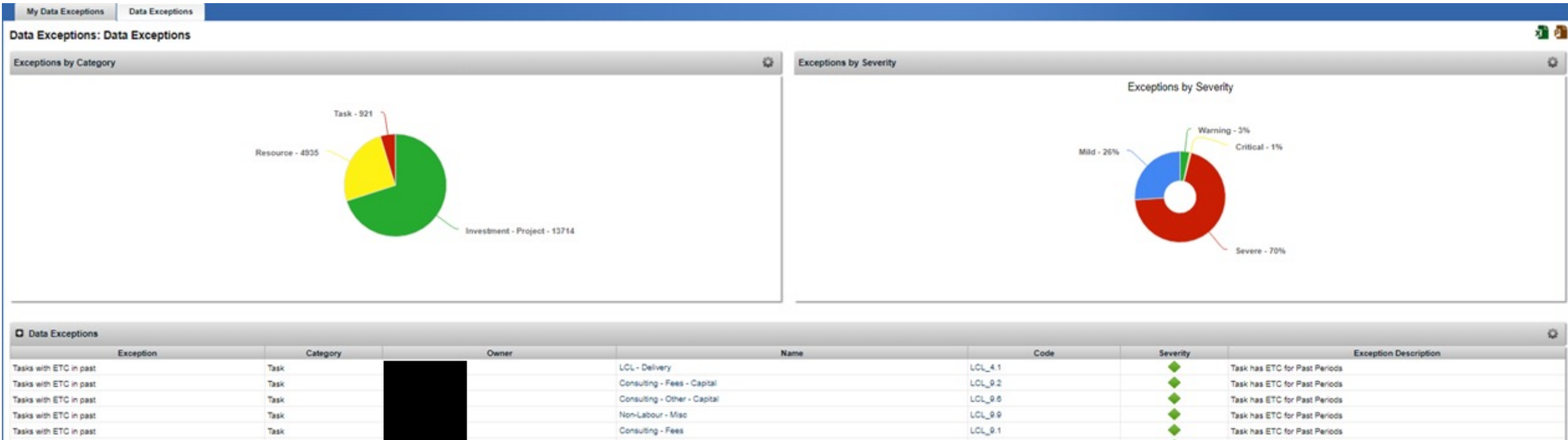
# Example of Data Integrity Metrics

- Active Resources not open for time entry
- Active Projects in a completed state
- Projects without status reports
- Missing rates for Resources
- Missing financial fields in Projects and/or Resources
- Projects with rate matrix associations
- Projects/Resources with OBS associations
- Incomplete timesheets
- And much more .....

# Loblaw's Data Integrity

- Allows us to configure rules that align with their business and categorize them by criticality, modules and
- Creates an “data exception” per violation, allowing organizations to automatically assign owners and ensure issue like tracking
- Provides metrics and trending on incidents and completion of the incidents

# Data Exceptions Dashboard





# regoUniversity

NASHVILLE • 2022

## UKG

### Your Guide:

Tracy Virzi

IT Lead Program Manager

Sponsored by

**ValueOps**

Clarity  
Rally Software

**BROADCOM**  
SOFTWARE

# Business Rules – Required Fields

Multiple Teams using Clarity that don't all have the same required fields

- Business Rules define required fields for different blueprints
- Combine with templates to ensure required data is captured

The screenshot displays the 'UKG IT Standard Idea' form, which is a 'Create from Template' dialog. The form is titled 'UKG IT Standard Idea' and has a 'Published: 9/1' status. The form is divided into several sections and fields:

- Properties** | **Modules** | **Rules** | **Actions** | **Create from Template** (selected)
- Published: 9/1**
- Instructions:** 'Users will see this dialog when creating a new Idea from this blueprint. When this dialog is displayed to users, any required fields not prepopulated will be appended to the end of this layout if they are not already included.'
- New Idea** section:
  - Subject \*** (text input)
  - Top Project** (checkbox)
  - Start Date** (date input)
  - Program** (text input)
  - IT Capability Contributio...** (checkbox)
  - Finish Date** (date input)
  - Description \*** (text area)
  - Project Manager** (text input)
  - Include in 5 Year Plan** (checkbox)
  - Requested By \*** (text input)
- IT Service Area \*** (text input)
- Single Person of Accountability \*** (text input)
- Project Director \*** (text input)
- IT Theme \*** (text input)
- IT Category 1 \*** (text input)
- IT Category 2** (text input)
- Procurement Required \*** (checkbox)
- Internal Use \*** (checkbox)
- Idea Type** (text input)

# Business Rules – Data Integrity



Financial Management Team has data required for their reporting



Project Managers were creating Cost Plans on investments that were missing some key data



Created a business rule to high Financials tab until all prerequisite data was populated





# regoUniversity

NASHVILLE • 2022

## University of Rochester

### Your Guide:

Kati Swyers

Director, Project & Portfolio Management Office University IT

Sponsored by

**ValueOps**

Clarity  
Rally Software

**BROADCOM**  
SOFTWARE



# UNIVERSITY of ROCHESTER

## University System

- School of Arts & Sciences
- Hajim School of Engineering & Applied Sciences
- Eastman School of Music
- Simon Business School
- Warner Graduate School of Education
- School of Medicine & Dentistry
- School of Nursing
- Memorial Art Gallery

## Medical System

- Strong Memorial Hospital
- Golisano Children's Hospital
- Wilmot Cancer Center
- Eastman Institute for Oral Health
- UR Medicine Home Care
- Highlands Pittsford & Brighton
- 9 Urgent Care Centers
- Primary Care Network
- UR Medicine Affiliates
  - Highland Hospital
  - FF Thompson
  - Noyes Memorial
  - Jones Memorial
  - St. James

# Meliora

3,000

Faculty and  
Instructional Staff

32,500

Employees

5th

Largest Private Sector Employer  
in New York State



# Objective

Ensure we have the right data at the right time, in an intuitive format, so that we can facilitate  
**Ever Better conversations & decisions**

**Meliora** is a Latin adjective meaning "better".

*It may be used substantively to mean "better things", "always better", "ever better"*

- Improve & innovate in planning, current state assessments, and visibility/transparency
- Simplify & improve customer experience
- Maintain Operational Excellence
- Focus on top execution priorities
- Balance governance & agility





# Implementation Keys to Objective: Ever Better conversations & decisions



## Proof of Concept

Focus on “real” examples  
Develop Future State requirements/vision



## Roadmap Journey

Visualize and rationalize  
Foundation of communication plan



## Iterate Delivery

Focus on building blocks needed for strategic objectives



## Match process/delivery to key data needs

‘Work Where You Work’ time sourcing  
Maturity Level Match  
Ideation



## Incorporate Organizational Change and Communication concepts often & early

Leverage communication channels  
Identify your champions,  
Use a variety of modalities (ex. Lunch-n-learns, Roadshows, intranet, e-mail, etc.)  
Understand your impacted groups & stakeholders

# Questions?



# Thank You For Attending Rego University

## Instructions for PMI credits

- Access your account at [pmi.org](https://pmi.org)
- Click on **Certifications**
- Click on **Maintain My Certification**
- Click on **Visit CCR's** button under the **Report PDU's**
- Click on **Report PDU's**
- Click on **Course or Training**
- Class Provider = **Rego Consulting**
- Class Name = **regoUniversity**
- Course **Description**
- Date Started = **Today's Date**
- Date Completed = **Today's Date**
- Hours Completed = **1 PDU per hour of class time**
- Training classes = **Technical**
- Click on **I agree** and **Submit**



Let us know how we can improve!  
Don't forget to fill out the class survey.



### Phone

888.813.0444



### Email

[info@regoconsulting.com](mailto:info@regoconsulting.com)



### Website

[www.regouniversity.com](http://www.regouniversity.com)